

Political Extremism in Israel

Prof. Sivan Hirsch-Hoefler, Dr. Julia Elad-Strenger and Mabelle Kretchner

[June 2024]

Content

1. Introduction	3
2. Samples	4
3. Method and measures.....	6
4. The "least liked" social group.....	6
5. Political Violence	11
6. Activism.....	29
7. Anti-democratic attitudes	36
8. Correlations and descriptive statistics of study variables by least liked group choice	46
9. Correlations and descriptive statistics of study variables by population and wave	76

1. INTRODUCTION

Extremism has become a very common term nowadays, both in social science and outside the academic sphere. However, its usage is rather abstract, and nobody has arrived at a satisfactorily comprehensive definition (Caiani 2013). The concept refers to individuals or groups who advocate or resort to measures that lie beyond the moral and political center of society (Eatwell & Goodwin 2010: 8). It can be associated with ideologies or behaviors. Political extremism is commonly defined by the elements anti-constitutionalism and antidemocracy; it is the rejection of the fundamental values, procedures, and institutions of the democratic state (Carter 2005; Downs et al. 2009).

One common feature of extremism is interpreting the world through “black or white” categories (Mandel 2002). In practice, political extremists divide the world between friends (the in-group) and enemies (the out-group), without seeking a common ground among contending parties, nor does extremism seek common perspectives, as liberalism does (Downs et al. 2009: 153). The “in-group” is usually seen as treated unfairly or deprived of what they otherwise deserve, whereas the “out-group” is considered to be benefiting directly by this injustice (Mandel 2002). Therefore, feelings of anger and revenge as well as threat perceptions are considered the main mechanisms which prompt extremists to support exclusionary and anti-liberal attitudes and even the use of violence.

There is not a single explanation of extremism and that in order to shed light on the phenomenon, it is necessary to consider the context of both structural and group. Relying on public surveys we extensively study some of the prominent features of political extremism, namely xenophobia, political intolerance, political exclusionism, and anti-democracy, keeping in mind their inevitable link to the Israeli-Palestinian conflict. Public attitudes toward minorities are hotly debated, yet the empirical evidence is often mixed. This ongoing research, which received the support of the Konrad-Adenauer Foundation, is seeking to augment our understanding of psychosocial processes associated with exclusionary reactions to minorities (“the other”) from both empirical and normative perspectives, with the goal, in part, of developing ‘best practices’ for government bodies and NGOs seeking to weaken the pull of extremism. Drawing upon a rich literature in social we seek to inform the political science debate by highlighting the unique role of individual characteristics, intergroup relations and emotions, and threat perceptions in promoting extremist attitudes and behaviors toward minorities.

2. SAMPLES

We conducted five survey studies using nationally representative samples of Israelis, including a panel study (waves 3 and 4) conducted before and after the election ($N_{\text{wave 1}}=2016$; Israeli Jews = 1609, Arab citizens of Israel =407; $N_{\text{wave 2}}=2010$; Israeli Jews = 1610, Arab citizens of Israel =400; $N_{\text{wave 3}}=1381$; Israeli Jews = 963, Arab citizens of Israel =418; $N_{\text{wave 4}}=987$; Israeli Jews = 764, Arab citizens of Israel =223, $N_{\text{wave 5}}=1962$; Israeli Jews = 1651, Arab citizens of Israel =311) via ipanel company, the largest online panel in Israel. Data was collected online in either Arabic or Hebrew. Wave 1 was collected between December 6, 2021, to January 13, 2022, six months into “Bennet-Lapid” unity government which was established following a two-year period of political gridlock of four rounds of national elections. During that period, the relations between leftists and rightists in Israel has been identified as particularly tense (Elad-Strenger et al., 2020) were both sides are fighting over the ways Israel should deal with issues such as the surg of Omicron variant (Time of Israel, 2022a), security/terrorist attacks (Time of Israel, 2021) and violence by the Bedouin in the Negev desert, (Time of Israel, 2022b). Wave 2 was collected between May 23, to June 24, 2022, a period which followed a spike in terrorists attacks and months of political instability (Time of Israel, 2022c) which gave rise to the disperse of the Knesset in the end June 2022. Wave 3 and Wave 4 were pre- and post-election panel Study. Wave 3 was collected between October 24, to October 31, 2022 days before Israeli elections on November first, a period characterized by tensions among both side over the election results and image (for example in relation to the rise of far-right party led by Itamar Ben Gvir). Wave 4 was collected between January 12, to January 25, 2023 two and a half months after Israeli elections and two weeks after the swearing in of the 37th government/ the sixth Netanyahu government -characterized by its right-wing/religious composition. At the time of data collection, the Knesset member Yariv Levin introduced the reform of the judicial system, which planted the seed for the widespread protest in Israel (Time of Israel, 2022d). Wave 5 data collection took place between June 20 and June 26, 2023. During this time, protests against the government's planned judicial reform had entered their 25th consecutive week. These protests were held throughout Israel and included events such as blocking the Ayalon Highway in Tel Aviv and setting fire on the road (Jerusalem Post, 2023a). Tensions also arose regarding the Israeli government's approval of thousands of building permits in the West Bank (i24NEWS, 2023), as well as increased tensions on Israel's northern border concerning a possible future war (Jerusalem Post, 2023b).

Wave 1

The sample included 54% women and 46% men (among Jews: 50.8% women and 49.2% men) with an average age of 39 (median = 37). In terms of religious affiliation, 80% of the sample was Jewish, 16% Muslim, 3% Christian, and 2% Druze. In terms of income level, 32% of the sample reported their household income to be "way below average," 22% "slightly below the average," 24% "average," 16% "slightly above the average," and 5.7% "way above the average." In terms of ethnic origin among Jewish participants, 40% were Ashkenazi, 41% Mizrahi, 15% mixed, 3% other, and 1% indicated they do not know. Regarding the level of religiosity, among Jewish participants: 43% were secular, 37% traditional, 4% religious-nationalist, 7% religious, 10% ultra-Orthodox, and less than 1% nationalist ultra-Orthodox. In

terms of the level of education completed (among the entire sample), 1% completed Elementary school, 26% completed High School, 21% completed higher education which is non-Academic, 49% completed academic education, 2% completed Yeshiva, and 1% Other. In terms of political affiliation, 47% identified as rightists, 30% as centrists, and 23% as leftists (among Jews: 56% identified as rightists, 29% as centrists, and 15% as leftists).

Wave 2

The sample included 50% women and 50% men (among Jews: 50% women and 50% men) with an average age of 42 (median = 39). In terms of religious affiliation, 80% of the sample was Jewish, 15% Muslim, 2% Christian, and 2% Druze. In terms of income level, 31% of the sample reported their household income to be "way below average," 22% "slightly below the average," 22% "average," 19% "slightly above the average," and 6% "way above the average." In terms of ethnic origin among Jewish participants, 40% were Ashkenazi, 40% Mizrahi, 13% mixed, 4% Russian, 0.5% Ethiopians, 2% other, and 0.5% indicated they do not know. Regarding the level of religiosity, among Jewish participants: 46% were secular, 34% traditional, 3% religious-nationalist, 8% religious, 9% ultra-Orthodox, and 1% nationalist ultra-Orthodox. In terms of the level of education completed (among the entire sample), 1% completed Elementary school, 28% completed High School, 23% completed higher education which is non-Academic, 45% completed academic education, 1% completed Yeshiva, and 1% Other. In terms of political affiliation, 46% identified as rightists, 30% as centrists, and 24% as leftists (among Jews: 55% identified as rightists, 30% as centrists, and 15% as leftists).

Waves 3 and 4: Pre and Post-Election Panel Study.

The "pre election" sample included 53% women and 47% men (among Jews: 51.2% women and 48.8% men) with an average age of 40 (median = 38). In terms of religious affiliation, 70% of the sample was Jewish, 22% Muslim, 5% Christian, and 3% Druze. In terms of income level, 33% of the sample reported their household income to be "way below average," 21% "slightly below the average," 24% "average," 16% "slightly above the average," and 6% "way above the average." In terms of ethnic origin among Jewish participants, 39% were Ashkenazi, 39% Mizrahi, 15% mixed, 5% Russian, 0.2% Ethiopians, 2% other, and 1% indicated they do not know. Regarding the level of religiosity, among Jewish participants: 44% were secular, 35% traditional, 5% religious-nationalist, 6% religious, 9% ultra-Orthodox, and 0.5% nationalist ultra-Orthodox. In terms of the level of education completed (among the entire sample), 1% completed Elementary school, 25% completed High School, 22% completed higher education which is non-Academic, 50% completed academic education, 2% completed Yeshiva, and 0.5% Other. In terms of political affiliation, 43% identified as rightists, 31% as centrists, and 26% as leftists (among Jews: 57% identified as rightists, 28% as centrists, and 15% as leftists).

The "post election sample" (same participants) included 53% women and 47% men (among Jews: 50.2% women and 49.8% men) with an average age of 42.44 (median = 40). In terms of religious affiliation, 77% of the sample was Jewish, 16.5% Muslim, 3% Christian, and 3% Druze. In terms of income level, 28.5% of the sample reported their household income to be "way below average," 22% "slightly below the average," 24% "average," 19% "slightly above

the average," and 6.3% "way above the average." In terms of ethnic origin among Jewish participants, 40% were Ashkenazi, 39% Mizrahi, 14% mixed, 4.7% Russian, 0.3% Ethiopians, 1.6% other, and 0.4% indicated they do not know. Regarding the level of religiosity, among Jewish participants: 44% were secular, 35% traditional, 4.5% religious-nationalist, 7% religious, 9% ultra-Orthodox, and 0.4% nationalist ultra-Orthodox. In terms of the level of education completed (among the entire sample), 1% completed Elementary school, 24.6% completed High School, 21.6% completed higher education which is non-Academic, 50% completed academic education, 2% completed Yeshiva, and 0.3% Other. In terms of political affiliation, 44.6% identified as rightists, 28.6% as centrists, and 26.8% as leftists (among Jews: 56% identified as rightists, 26.6% as centrists, and 17.5% as leftists).

Wave 5

The sample included 51.5% women and 48.5% men (among Jews: 51% women and 49% men) with an average age of 40 (median = 39). In terms of religious affiliation, 84% of the sample was Jewish, 13% Muslim, 2% Christian, and 1% Druze. In terms of income level, 28% of the sample reported their household income to be "way below average", 21% "slightly below the average", 23% "average", 20% "slightly above the average", and 8% "way above the average". In terms of ethnic origin among Jewish participants, 36% were Ashkenazi, 41% Mizrahi, 16% mixed, 5% Russian, 0.5% Ethiopians, 1% other, and 0.5% indicated they do not know. Regarding the level of religiosity, among Jewish participants: 43% were secular, 36% traditional, 4% religious-nationalist, 7% religious, 9.8% ultra-Orthodox, and 0.2% nationalist ultra-Orthodox. In terms of highest the level of education completed (among the entire sample), 1% completed Elementary school, 28% completed High School, 21% completed higher education which is non-Academic, 48% completed academic education, 2% completed Yeshiva, and 0.5% Other. In terms of political affiliation, 47% identified as rightists, 32% as centrists, and 22% as leftists (among Jews: 55% identified as rightists, 30% as centrists, and 15% as leftists).

3. METHOD AND MEASURES

We used a structured questionnaire drawn from several measures that was completed by most participants in approximately 20 minutes. All items were rated on a scale ranging from 1 (strongly disagree) to 7 (strongly agree), unless indicated otherwise. All scales were computed by calculation of the average of all items in each scale.

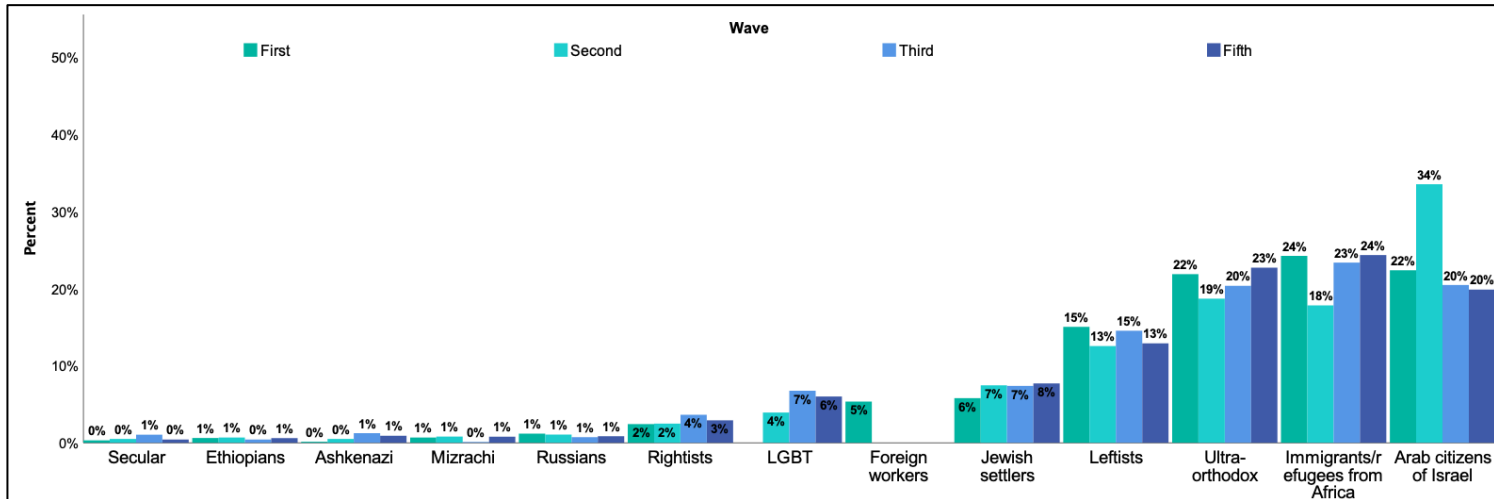
4. THE "LEAST LIKED" SOCIAL GROUP

Participants were asked to identify among a variety of groups in Israel their "least liked group" (i.e. the group which they feel is the most distant from them or the one that elicits the most opposition in them) (Sullivan et al. 1993). The groups were: Jewish settlers, Arab citizens of Israel, Secular, Ultra-orthodox, Leftists, Rightists, Ashkenazi, Mizrahi, Russians, Ethiopians, Immigrants/refugees from Africa. The first wave included also the group of Foreign workers, which was replaced by LGBT members in waves 2 through 5.

4.1 LEAST LIKED GROUP CHOICE OF ISRAELI JEWS BY WAVE

As seen in Figure 1, the groups that Jewish Israelis mainly chose as their least liked group are Arab citizens of Israel, immigrants/refugees from Africa, Ultra-orthodox, Leftists, Jewish settlers and LGBT.

Figure 1. Least liked group choice of Israeli Jews by wave



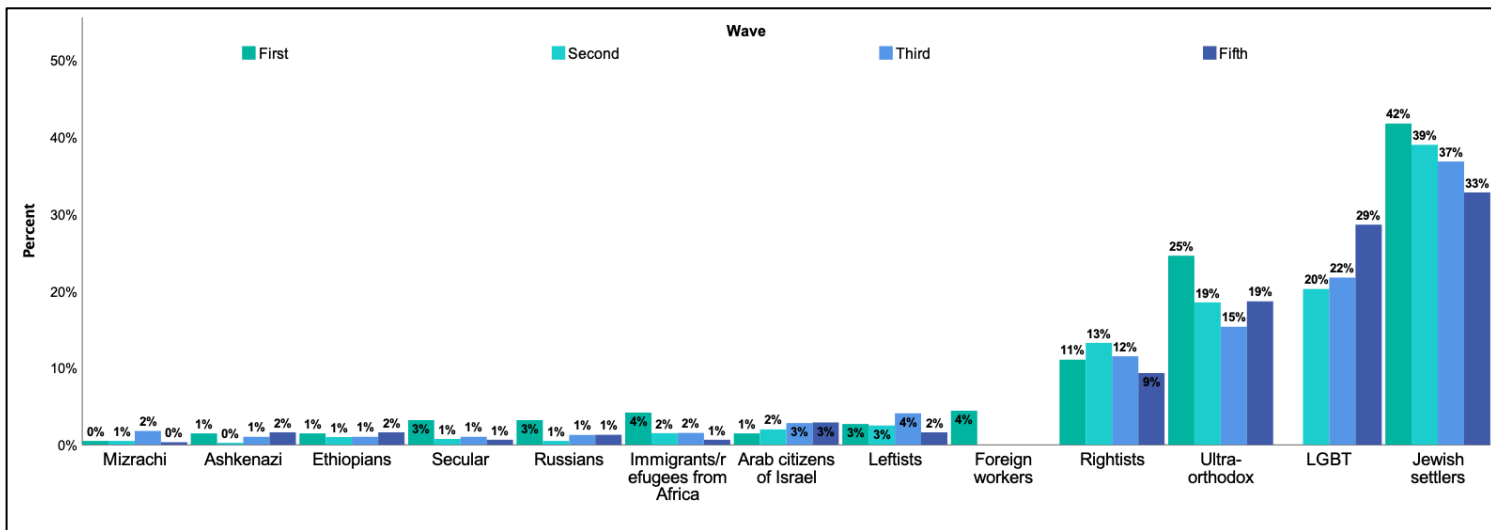
There was a significant difference between waves in the percentage of Jewish Israelis who chose Arab citizens of Israel as their least liked group. While 20-22% of Jewish Israelis chose this group in the first, third and fifth waves, in the second wave 34% of Jewish Israelis chose this group as their least liked group (all $p < .001$). This increase in wave 2, may be a result of a wave of terrorist attacks which began in late March 2022 (Kingsley, 2022). A similar difference between waves (but in an opposite trend) was found in the percentage of Jewish Israelis who chose immigrants/refugees from Africa as their least-liked group. While approximately quarter of Jewish Israelis chose this group in the first, third and fifth waves, in the second wave only 18% of Israeli Jews chose this group (all $p < .01$). A significant difference between waves was also found in the percentage of Jewish Israelis who chose LGBT as their least liked group. Specifically, the percentage of people who chose the LGBT group in the third (7%) and fifth (6%) waves was significantly higher than in the second wave (all $p < .05$). Finally, the percentage of Jewish Israelis who chose the Ultra-Orthodox group as their least liked group in the fifth wave (23%) was significantly higher than in the second wave (19%, $p < .05$).

4.2 LEAST LIKED GROUP CHOICE OF ARAB CITIZENS BY WAVE

As seen in Figure 2, the groups that Arab citizens of Israel mainly chose as their least liked group are Jewish settlers, LGBT, Ultra-orthodox, and Rightists. There was a significant difference between the first wave and the third wave in the percentage of Arab citizens of Israel who chose Ultra-orthodox as their least liked group ($p < .01$). While 25% of Arabs chose

this group in the first wave, only 15% chose this group in the third wave. A significant difference between waves was also found in the percentage of Arab citizens of Israel who chose LGBT as their least liked group. Specifically, the percentage of Arab citizens who chose the LGBT group in the fifth wave was significantly higher compared to the second wave (20%, $p < .05$).

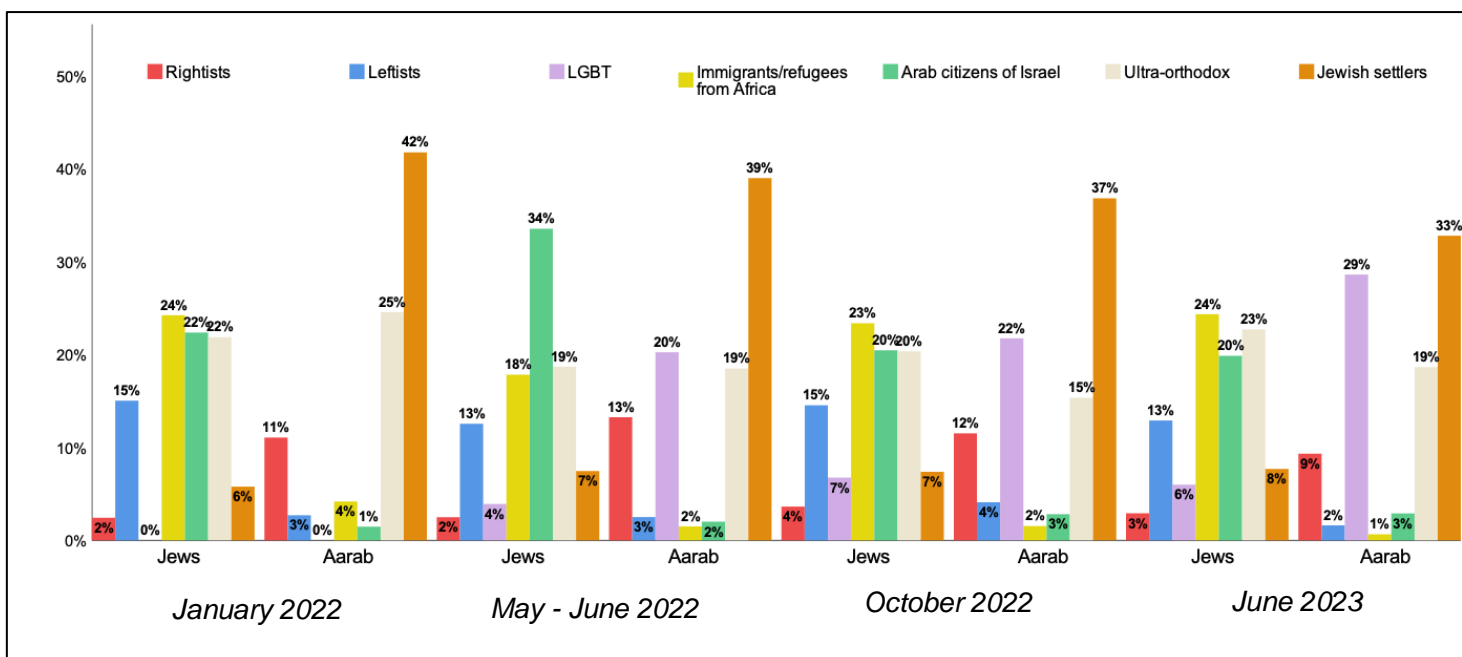
Figure 2. Arab citizens of Israel least liked group choice by wave



4.3 DIFFERENCES IN LEAST LIKED GROUP CHOICE BY WAVE AND NATIONALITY: ISRAELI JEWS/ ARAB CITIZENS OF ISRAEL

Israeli Jews and Arab citizens of Israel differed significantly across waves in their least liked group choice of the Jewish settler (all $p < .001$). As illustrated in Figure 3, While 33% to 42% of Arab citizens chose Jewish settler as their least-liked group, only 6-8% of Israeli Jews chose this group. Similarly, a significant difference was found in choosing rightists as least-liked group (all $p < .001$), such that greater percentage of Arabs chose this group across waves (9-13%) compared to Israeli Jews (2-4%). In choosing leftists as the least-liked group, however, the percentage of Israeli Jews who chose this group (13-15%) was significantly higher than the percentage of Arabs citizens who chose this group (2-4%) across waves (all $p < .001$). The Israeli Jewish population also significantly differed from the Arab population in choosing immigrants as their least-liked group across waves (all $p < .001$), such that the Jewish population chose immigrants significantly more (18-24%) than the Arab population (1-4%). A significant difference between Arabs citizens of Israel and Israeli Jews was found in the choice of LGBT (all $p < .001$), such that the Arab population chose this group significantly more (20-24%) compared to the Jewish population (4-7%). Last, a significant difference in the third wave was found between Arab citizens of Israel and Israeli Jews in the choice of Ultra-orthodox, such that Israeli Jews (20%) chose this group significant more than Arabs (15%, $p < .05$).

Figure 3. Differences in the least liked group choice by wave and nationality



4.4 DIFFERENCES IN THE LEAST LIKED GROUP CHOICE BY WAVE AND POLITICAL AFFILIATION (JEWS ONLY)

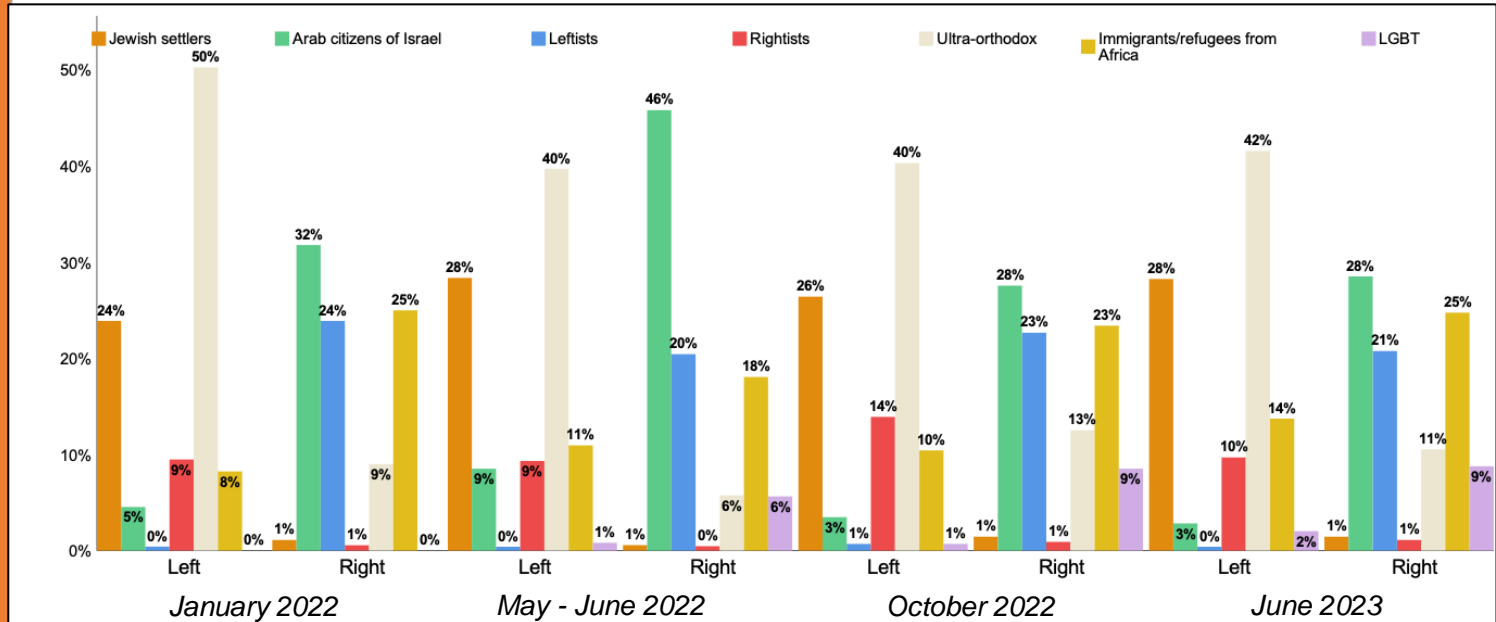
The political left and right camps differed across waves in their least liked group choice. In a broader sense, while the left camp mainly chose Ultra-Orthodox, Jewish settlers and as their least liked group, the right camp mainly chose Israeli Arabs, leftists and immigrants as their least liked group. Specifically, and as seen in Figure 4, the political left and right camps differed significantly in their least liked group choice of Ultra-Orthodox across waves (all $p < .001$), such that 40-50% of leftists chose Ultra-Orthodox as their least-liked group, while only 6-13% of the rightists chose this group. Similarly, a significant difference was found in the choice of the settler group as the least liked group across waves (all $p < .001$), while a quarter to third (24-28%) of the leftists chose the settler group as the least liked group, only a 1% of the rightists chose this group. Further, a significant difference was found across waves in choosing Israeli Arabs as least-liked group (all $p < .001$), such that greater percentage rightists chose Israeli Arabs as the least liked group (28-46%), compared to leftists (3-9%) who chose this group. Likewise, across waves rightists chose immigrants as their least popular group (18-25%) significantly more (all $p < .01$) than leftists who chose this group (8-14%). Differences between the political camps across waves were also found in choosing the ideological outgroup as their least-liked group (all $p < .001$); while about quarter of rightists (20-24%) chose the leftists, only 9-14% of leftists chose rightists as their least-liked group. The left and right camps also differed significantly in the choice of LGBT as their least liked group choice (all $p < .01$). While 6-9% of rightists chose this group, only 1-2% of leftists chose this group.¹

In examining the political center least liked group choice compared to the political right and left, the political center across waves chose the Jewish settlers (5-9%) and the Ultra-Orthodox groups (26%-35%) significantly more than rightists but also significantly less than leftists (all $p < .001$). An opposite trend in the difference between camps was found in the choice of Arab Israelis as the least liked group, such that the political center (13%-24%) chose this group significantly more than the political left, and significantly less than the political right across waves (all $p < .001$). In the choice of immigrants as the least liked group,

¹ In terms of the political camps choice of Russian group as the least liked group by wave, leftists: 0%, 0.8%, 0.7%, 0.8% respectively; rightists: 1.8%, 1.5%, 0.4%, 0.8% respectively. In choosing the secular group as the least liked group by wave, leftists: 0.4%, 0%, 1.4%, 0% respectively; rightists: 0.3%, 0.6%, 0.7%, 0.7% respectively. In choosing Ashkenazi as the least liked group by wave, leftists: 0%, 0%, 1.4%, 0.4% respectively; rightists: 0%, 0.6%, 1.4%, 1.3% respectively. In choosing the Mizrahi group as their least liked group less than 1% of both leftists and rightists chose this group across wave (leftists: 0.4%, 0.8%, 0%, 0.4%; rightists: 0.3%, 0.5%, 0.2%, 0.7% respectively). In choosing the Ethiopians group by wave, leftists: 0.4%, 0.4%, 0.7%, 0% respectively; rightists: 0.6%, 0.3%, 0.4%, 0.8% respectively.

the political center (as seen among the right camp) chose this group significantly more than the political left (21%-31% across waves) across waves.

Figure 4. Least liked group by political affiliation



5. POLITICAL VIOLENCE

Political violence is conceptualized as support for the use of force (or threat thereof) against political actors (i.e., individuals and institutions representing the state and its bodies) in an attempt to change a political situation or attain political goals (Feierabend et al. 1972). Violent behavior is juxtaposed against moderate (i.e., non-violent) or “normative” political action (Wright et al. 1990), where “normative” relates to the norms of the dominant social system (as expressed in, e.g., laws and regulations) rather than the norms of the group undertaking the action (Shuman et al. 2016),

One of the strongest and most widely used predictors of support for political aggression is *political orientation* (e.g. Benjamin 2006; Jost 2006). Specifically, right-wing ideologies are generally associated with higher hostility and prejudice toward out-groups and minorities, and higher support for the use of military force (e.g. Hirsch-Hoefler et al. 2010).

There is also an extensive empirical literature that argues that both in active participation in political violence and in support for the use of force in domestic and foreign policy, there exists a *gender* gap: Men are more involved, numerically, than women as participants in political violence, and women tend to be less supportive of policies advocating the use of violence (Pratto et al. 1997; Wilcox et al. 1996). Further, studies addressing aggression in general (not only in the political realm) have shown that men and women express aggression differently, such that men are more physically aggressive while women may find other non-physical outlets for aggression (Card et al. 2008; McDermott 2015). Yet women’s active

involvement in various forms of violent conflict has challenged the widespread stereotype of aggressive men and pacifist women (Ben-shitrit et al 2021).

5.1 SUPPORT FOR POLITICAL VIOLENCE

Measures

Support for political violence was measured using a four-item scale adapted from Pedahzur et al (2000), tapping participants' support for (1) using arms, (2), physically injuring politicians in pursuit of political ends (3) engaging in a violent struggle against the government (4) Sending threats and hate letters to public figures.² Questions were rated on a 1-7 scale (1 = "strongly disagree" to 7 = "strongly agree") Cronbach's alpha ranged between .82 to .88 across waves.

The following section discusses significant differences between various groups in their support for political violence. Specifically, we present mean agreement with each question in each wave filtered by groups based on *gender* (men vs. women in the entire sample), *nationality* (Israeli Jews vs. Arab citizens of Israel) and *political affiliation* (right, center, and left within the Jewish sample).

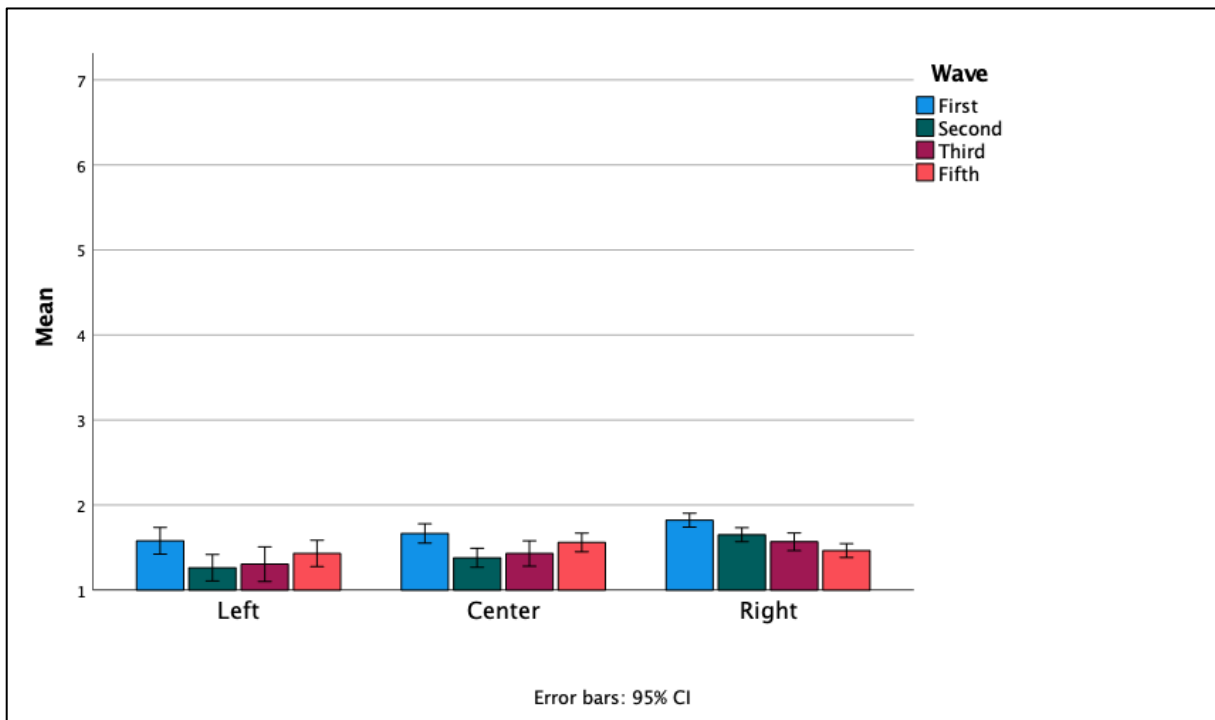
It is important to note that the measures of political violence in this study did not assess actual participation in acts of political violence, but rather the attitudinal support of such acts. Although correlations between attitudes and behaviors are often far from absolute, research in the social sciences has come to rely on attitudinal measures particularly when the direct measurement of behavior is difficult, sensitive or impossible, as is the case with participation in acts of political violence (Ajzen, 2001; Pedahzur et al. 2000).

5.1.1 "There are situations where there is no choice but to use weapons to prevent the government from carrying out its policies."

As shown in figure 5, the support for this statement across political camps and waves was relatively low, such that the mean support was below 2 (in the "disagree" range, 1-3 on scale). Further, while there was no significant difference in support for this statement between the political center and the political left across waves, the political right supported this statement significantly more than the political left in waves 1-3 (*all p's <.05*) but not in wave 5. In the first and the second waves, the political right supported this statement significantly more than the political center (*all p's <.05*), however this difference was not found in the third and the fifth waves. This may be due to the left and center reactions to the judicial reform presented by the ideological right.

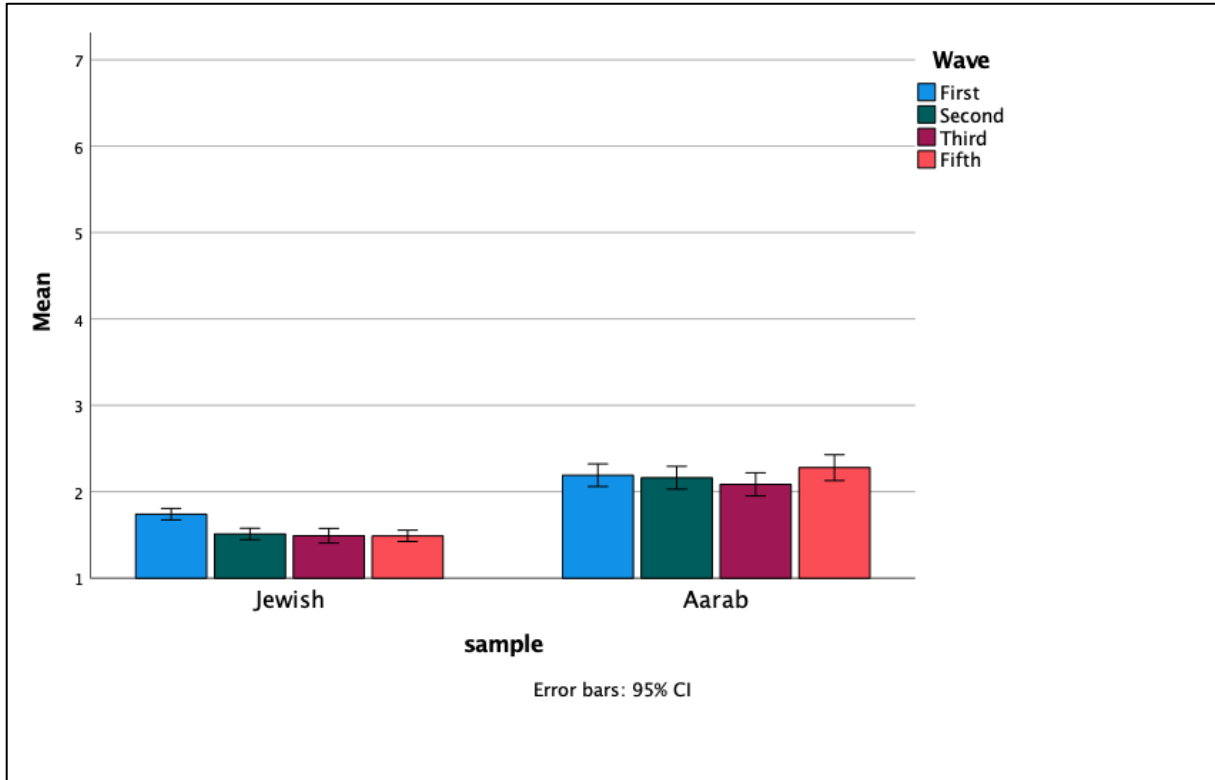
² The fourth item of sending threat letters was measured only from the second wave.

Figure 5. Mean support for Political Violence question 1, filtered by political affiliation (Jews).



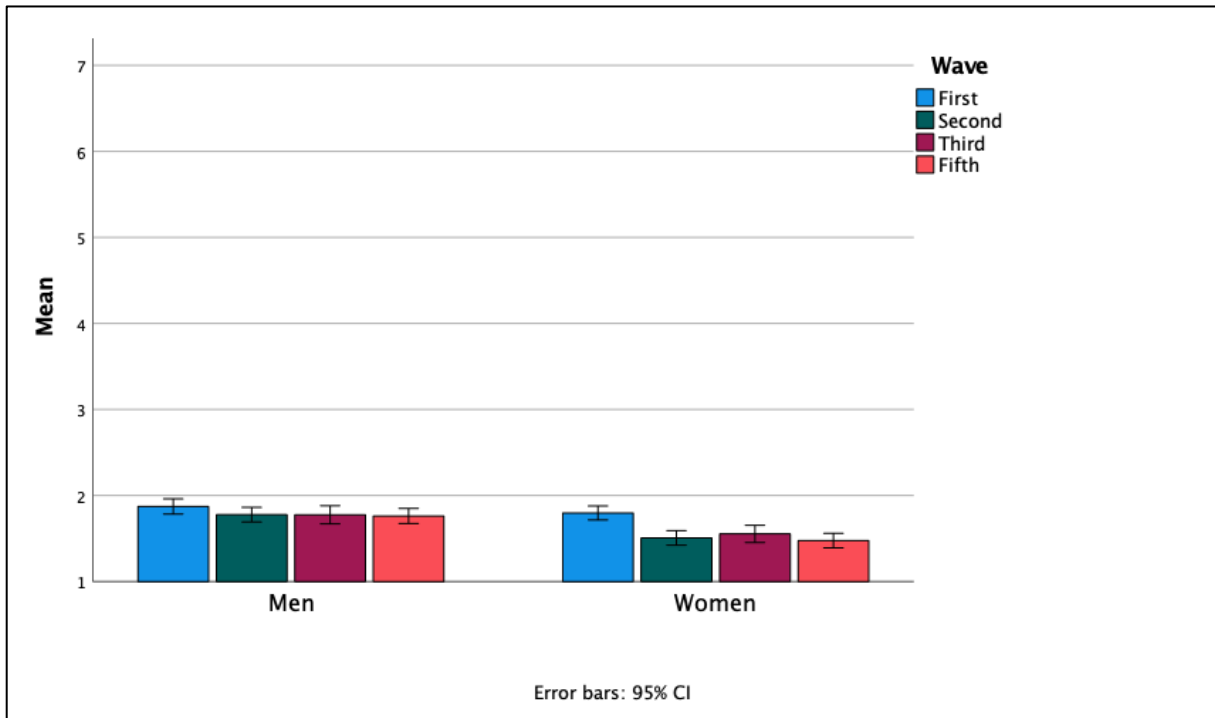
In the comparison between Jewish Israelis and Arab citizens of Israel (see Figure 6), while both groups generally disagree with this statement (mean in the range of disagreement, 1-3 on scale), Arab citizens of Israel show across waves significantly more support compared to Jewish Israelis (all p 's <.001).

Figure 6. Mean support for Political Violence question 1, filtered by nationality.



Further, in the comparison between men and women (see Figure 7), in all waves except wave 1, men supported this statement significantly more than women (all p 's $<.01$).

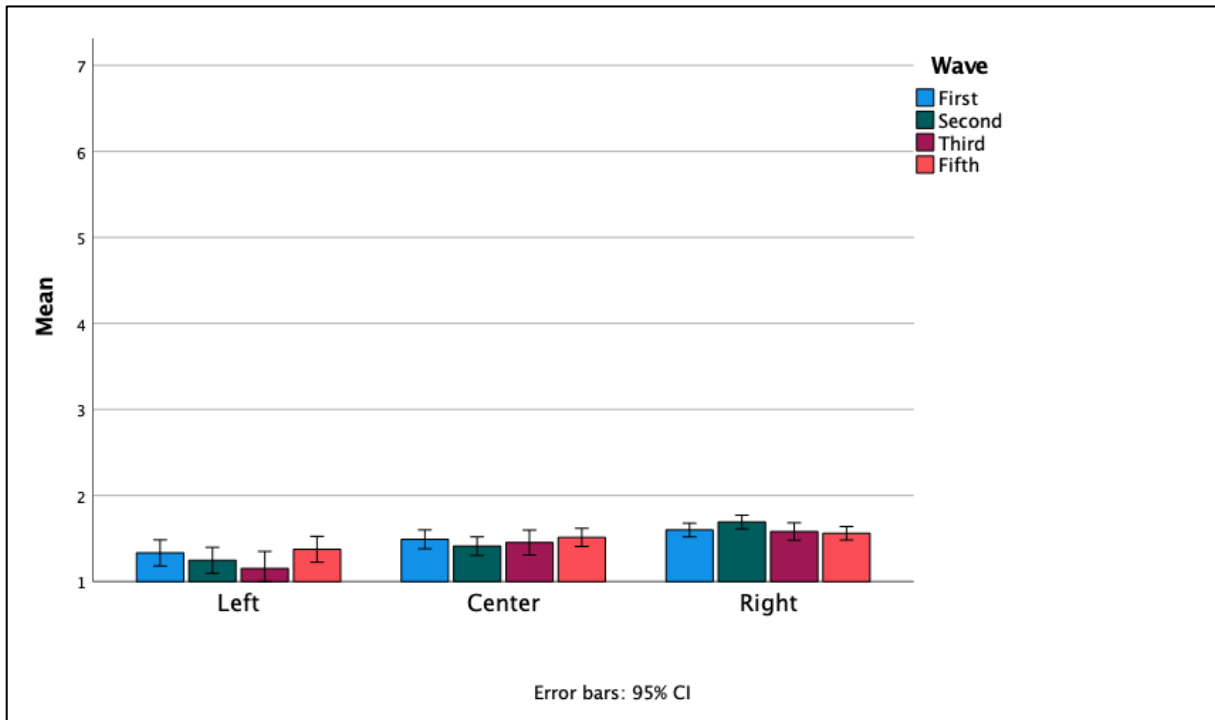
Figure 7. Mean support for Political Violence question 1, filtered by gender.



5.1.2 “When a political catastrophe is imminent and all means of protest are exhausted to no avail, physical harm towards politicians may be forgiven.”

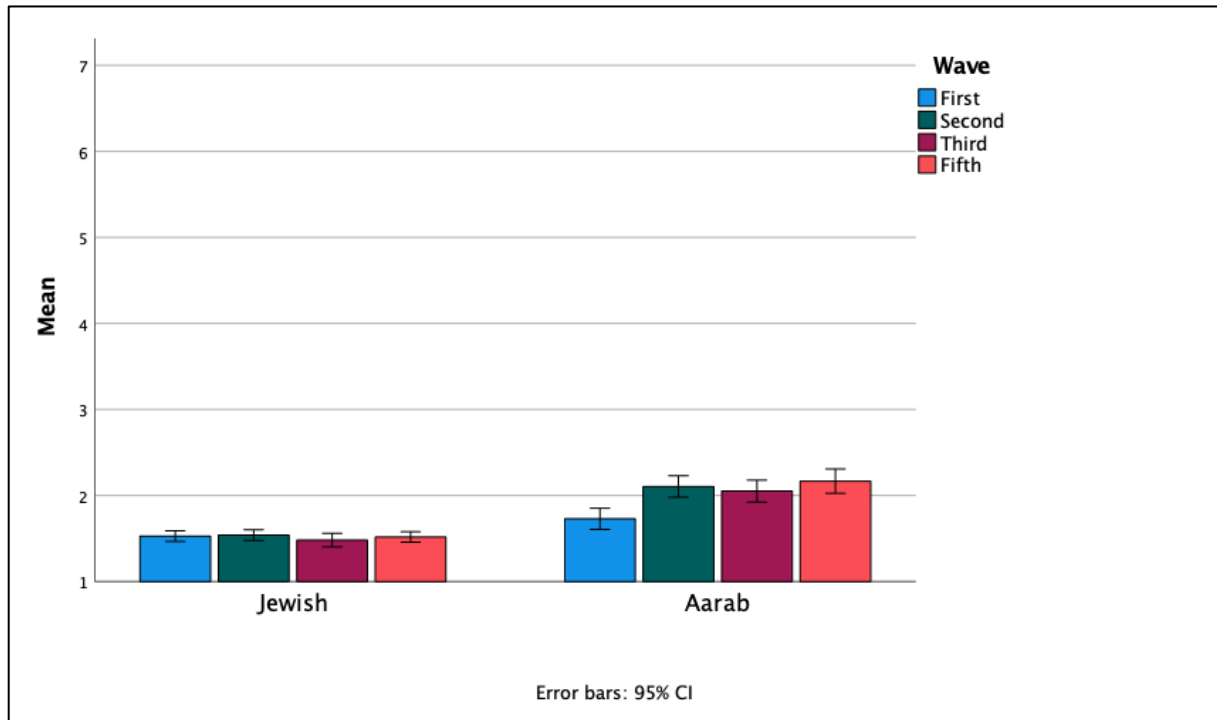
As shown in Figure 8, the support for this statement was across political camps and waves relatively low (in the disagreement range, 1-3 on scale). In the comparison between the political camps, the political right showed significantly higher support for this statement compared to the political left in all waves (*all p's* <.05) and were also significantly higher than the political center in the second wave (*p*<.001). A significant difference between the political center and the political left was seen in the third wave, such that the political center supported this statement more than the political left (*p*<.05).

Figure 8. Mean Political Violence question 2, filtered by political affiliation.



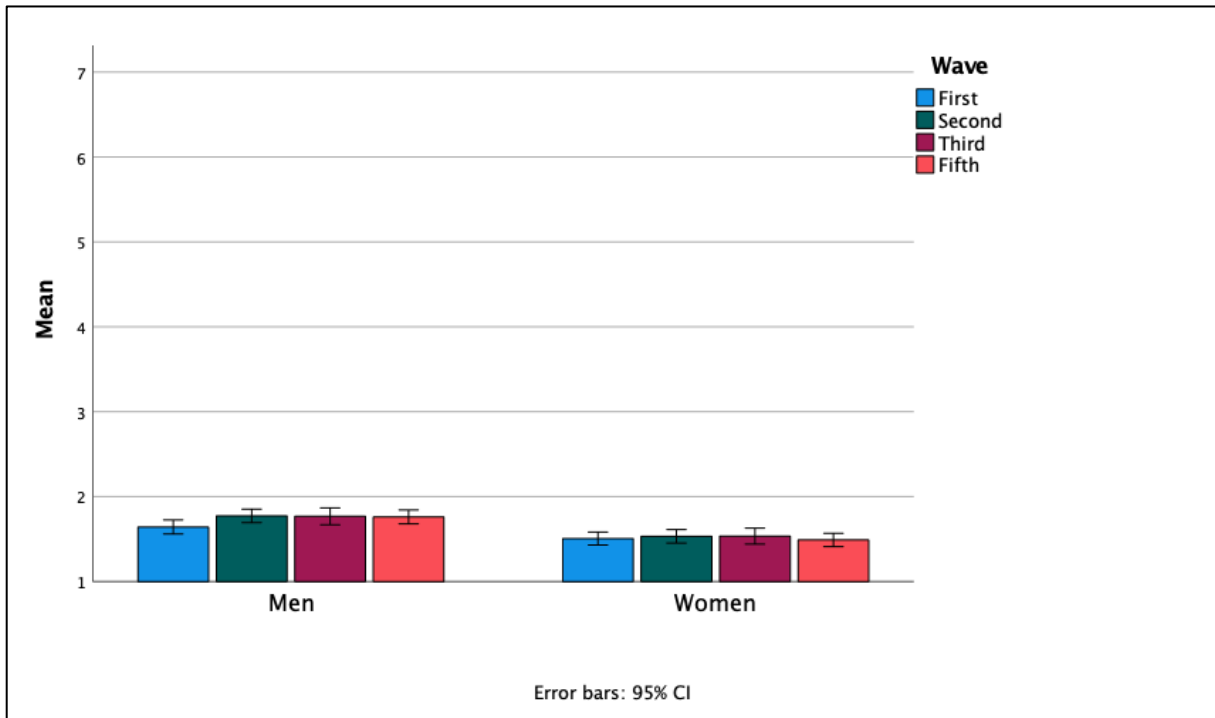
Significant differences between Israeli Jews and Arab citizens of Israel were also found (see Figure 9), such that across waves the support for this statement was significantly higher among Arab citizens of Israel compared to Israeli Jews (*all p's* <.01).

Figure 9. Mean support for Political Violence question 2, filtered by nationality.



A significant difference between men and women was also found (all p 's $< .05$), such that men supported this statement significantly more than women across waves (see Figure 10).

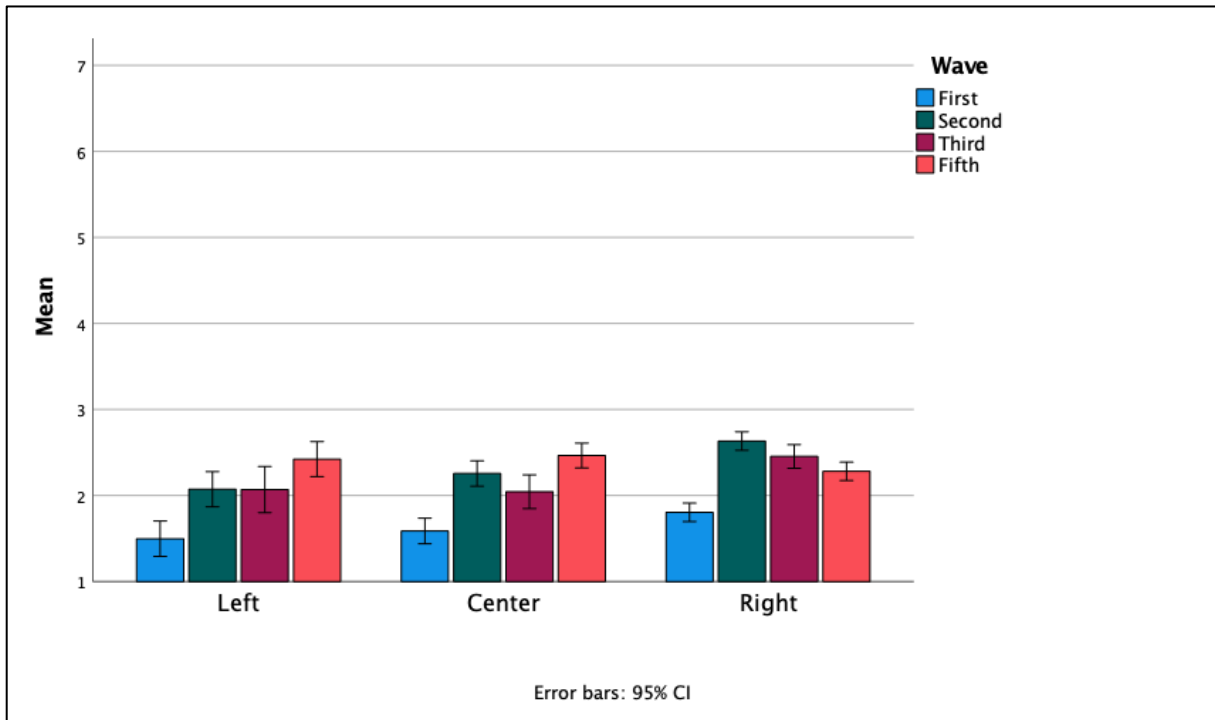
Figure 10. Mean support for Political Violence question 2, filtered by gender.



5.1.3 "In the Israeli reality, a violent struggle (against the government) may sometimes be justified to achieve political goals."

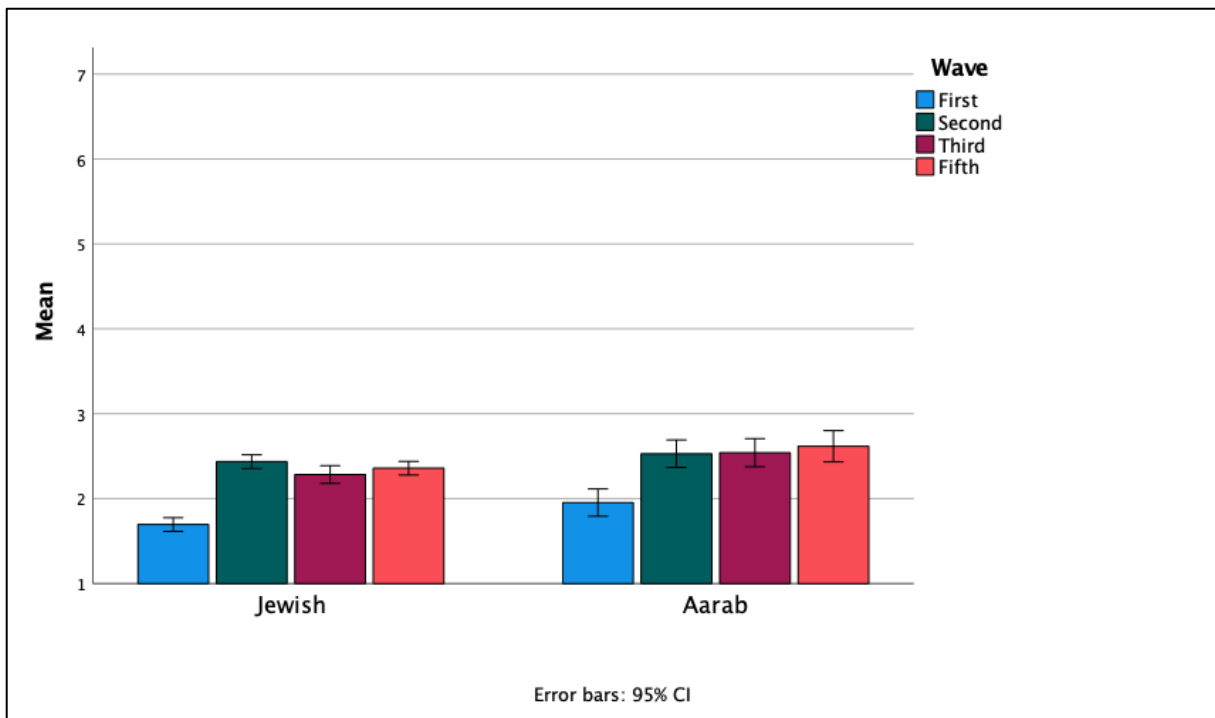
As shown in figure 11, the support for this statement was also relatively low across political camps and waves (in the disagreement range, 1-3 on scale). In the comparison between the political camps, the political right supported this statement significantly more than the political left and center across waves 1-3 (*all p's* <.05) while in wave 5 the political center supported this statement significantly more than the political right (*p* <.05). no significant differences between the political groups in wave 4. No significant differences were found between the political center and left across waves.

Figure 11. Mean support for Political Violence question 3, filtered by political affiliation.



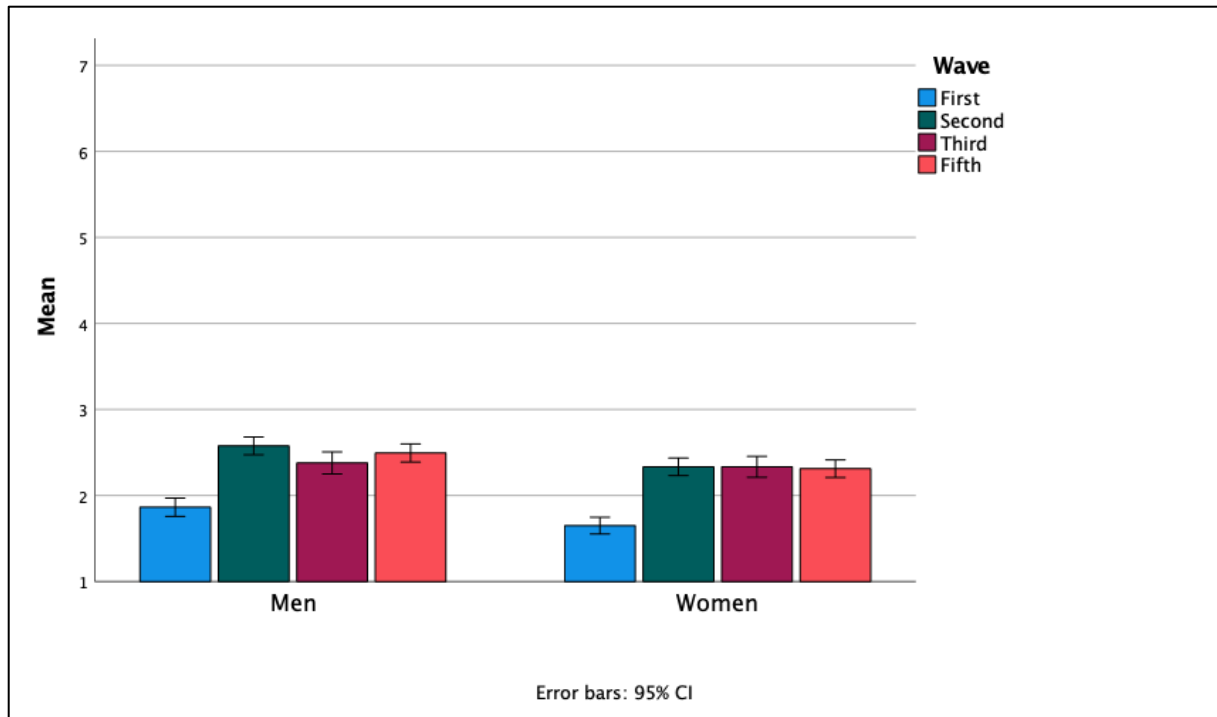
Significant differences were also found between Israeli Jews and Arab citizens of Israel (see Figure 12), such that in all waves except the second one Arabs' support for this statement was significantly higher compared to Jews, (all p 's <.05).

Figure 12. Mean support for Political Violence question 3, filtered by nationality.



Significant differences between men and women were also found (see Figure 13), such that in all waves except the thirds wave, men supported this statement significantly more than women (all p 's <.05).

Figure 13. Mean support for Political Violence question 3, filtered by gender.



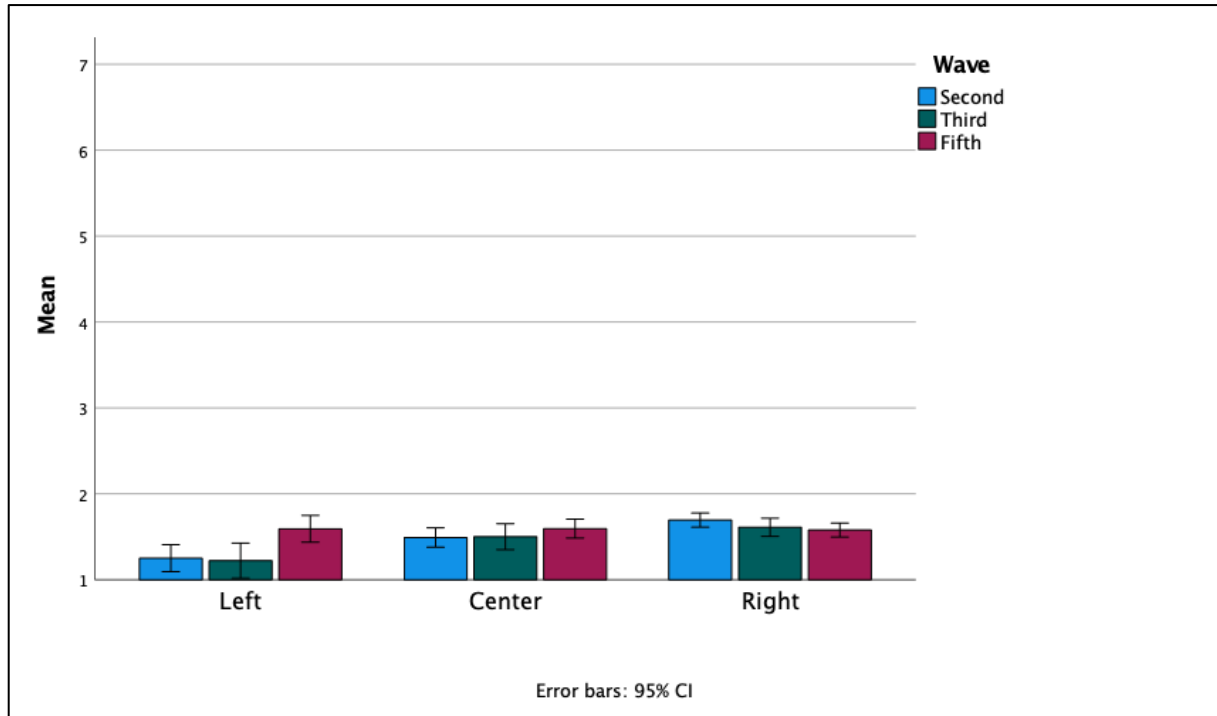
5.1.4 “Sending threats and hate letters to public figures may sometimes be necessary to stop a dangerous policy”.³

As shown in Figure 14, across political camps and waves the support for this statement was relatively low (in the disagreement range, 1-3 on scale). In examining the differences between the political camps and waves, in the second and the third waves (all p 's <.01) but not in the fifth wave the political right supported this statement significantly more than the political left. Similar difference was also found between the political center and political left, such that the support for this statement was significantly higher among the political center compared to the political left in the second and the third waves but not in wave 5 (all p 's <.05). In the second wave, there was also a significant difference between the political center

³ This statement was not examined in the first wave.

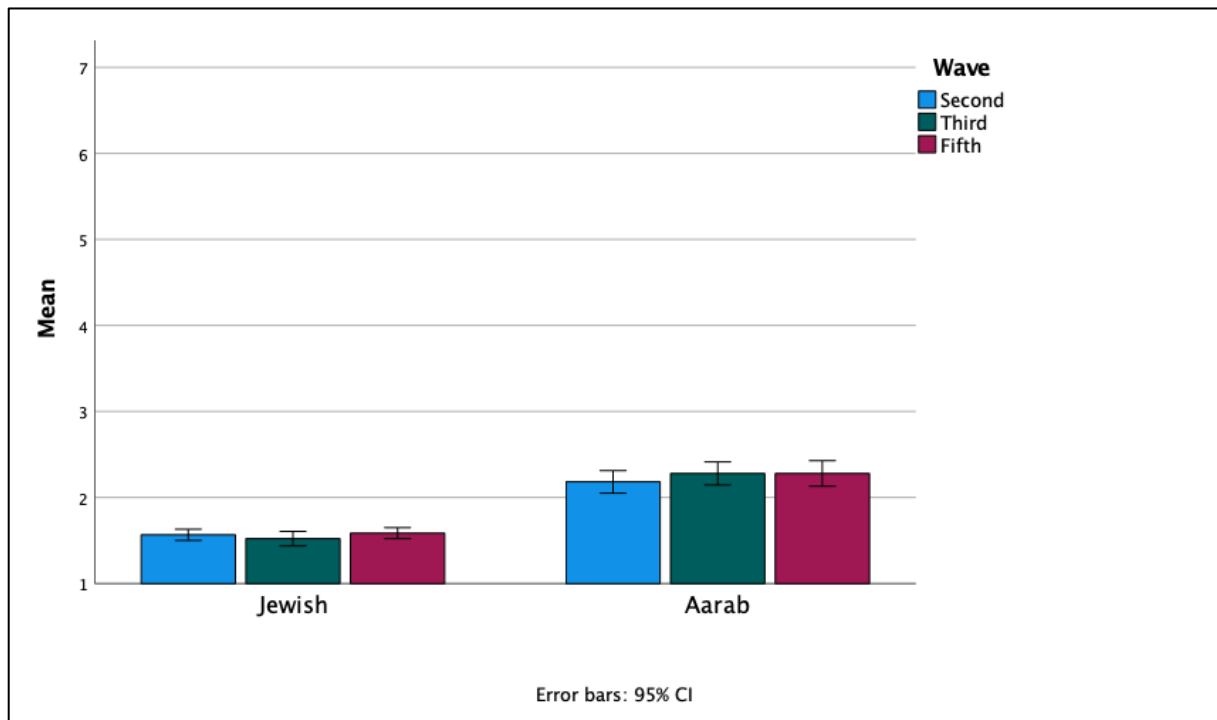
and the political right ($p < .01$), such that the support for this statement was higher among the political right compared to the center.

Figure 14. Mean support for Political Violence question 4, filtered by political affiliation.



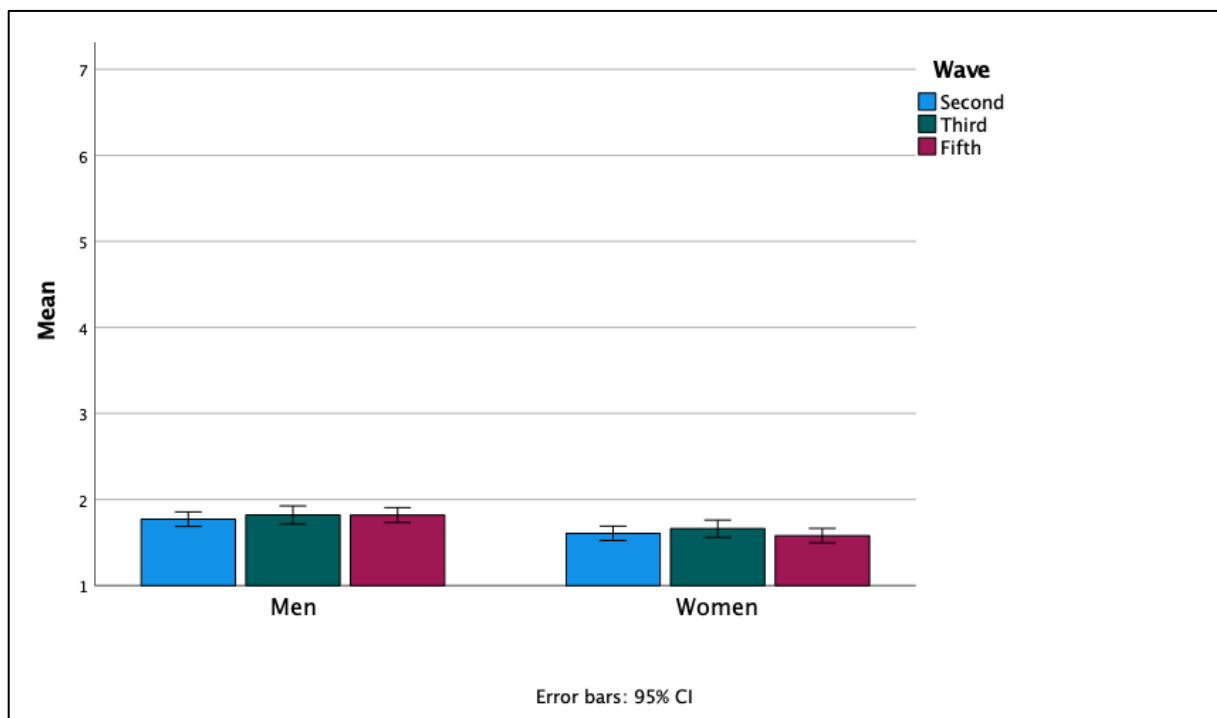
Significant differences were also found between Israeli Jews and Arab citizens (see Figure 15), such that Arab citizens supported this statement significantly more than Israeli Jews across waves (*all p's* $< .001$).

Figure 15. Mean support for Political Violence question 4, filtered by nationality



Significant differences between men and women were also found (see Figure 16), such that across waves men supported this statement more than women (all p 's $< .05$).

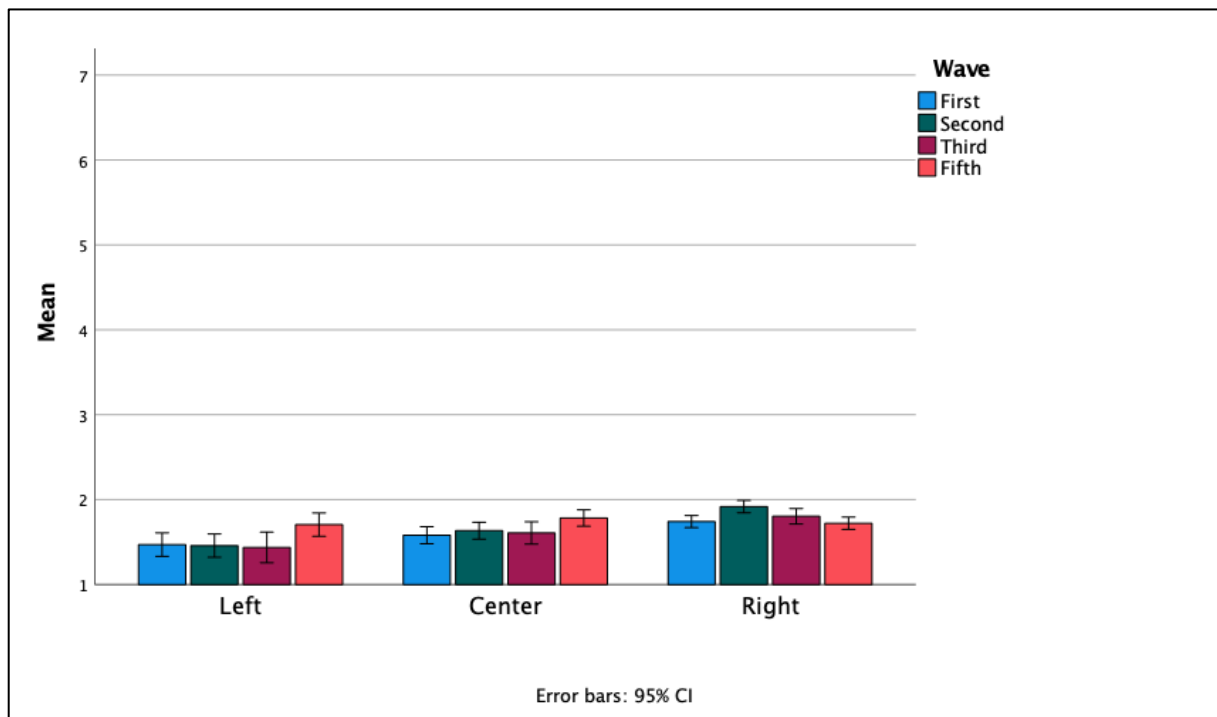
Figure 16. Mean support for Political Violence question 4, filtered by gender.



5.1.5 A composite scale

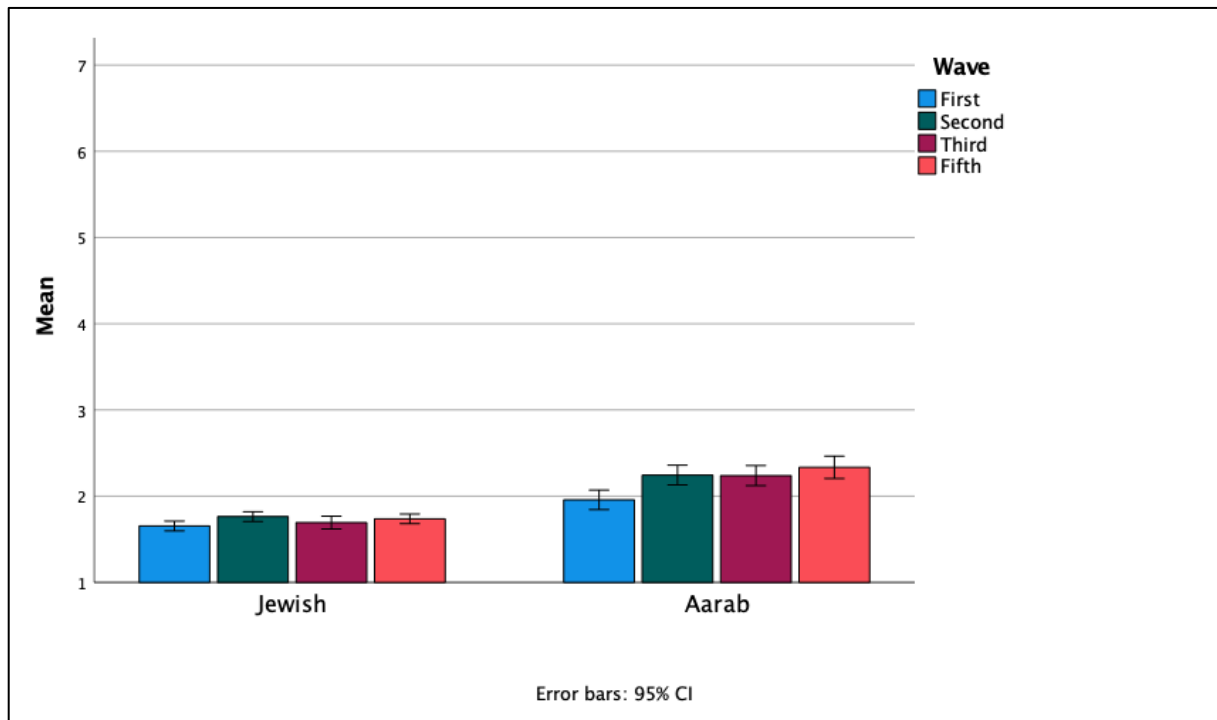
In the comparison between the political camps (see Figure 17), the mean support for political violence of the political right was significantly higher than that of political left and the political center across waves 1-3 (*all p's* <.05). Further, in the second wave the mean support for political violence of the political center was significantly higher than that of the political left (*p* <.05). No significant difference in the mean support for political violence by political affiliation was found in wave 5.

Figure 17. Mean support for Political Violence scale, filtered by political affiliation.



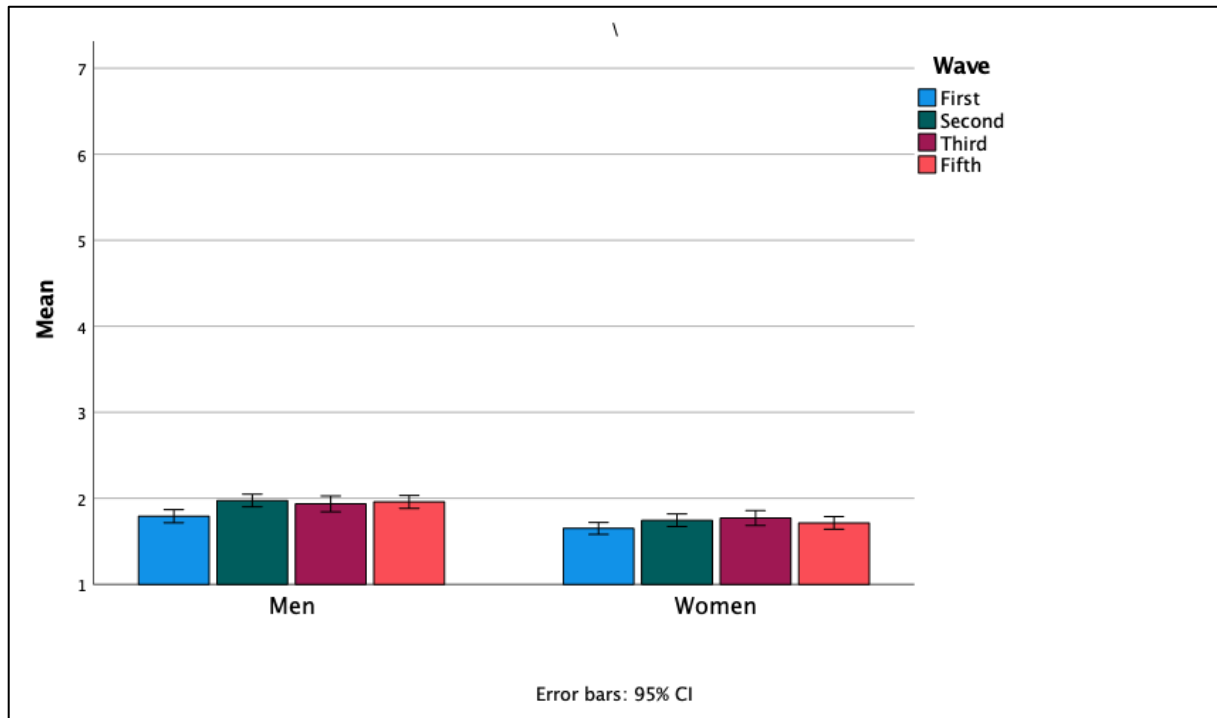
Significant differences were also found between Israeli Jews and Arab citizens of Israel (see Figure 18), such that across waves Arabs' mean support for political violence was significantly higher than Jews mean support for political violence (*all p's* <.001).

Figure 18. Mean support for Political Violence scale, filtered by nationality.



Significant differences between men and women were also found (see Figure 19), such that across waves men's support for political violence was significantly higher than women's (*all p's* <.05).

Figure 19. Mean Political Violence scale, filtered by gender.



5.2. WILLINGNESS TO PARTICIPATE IN POLITICAL VIOLENCE

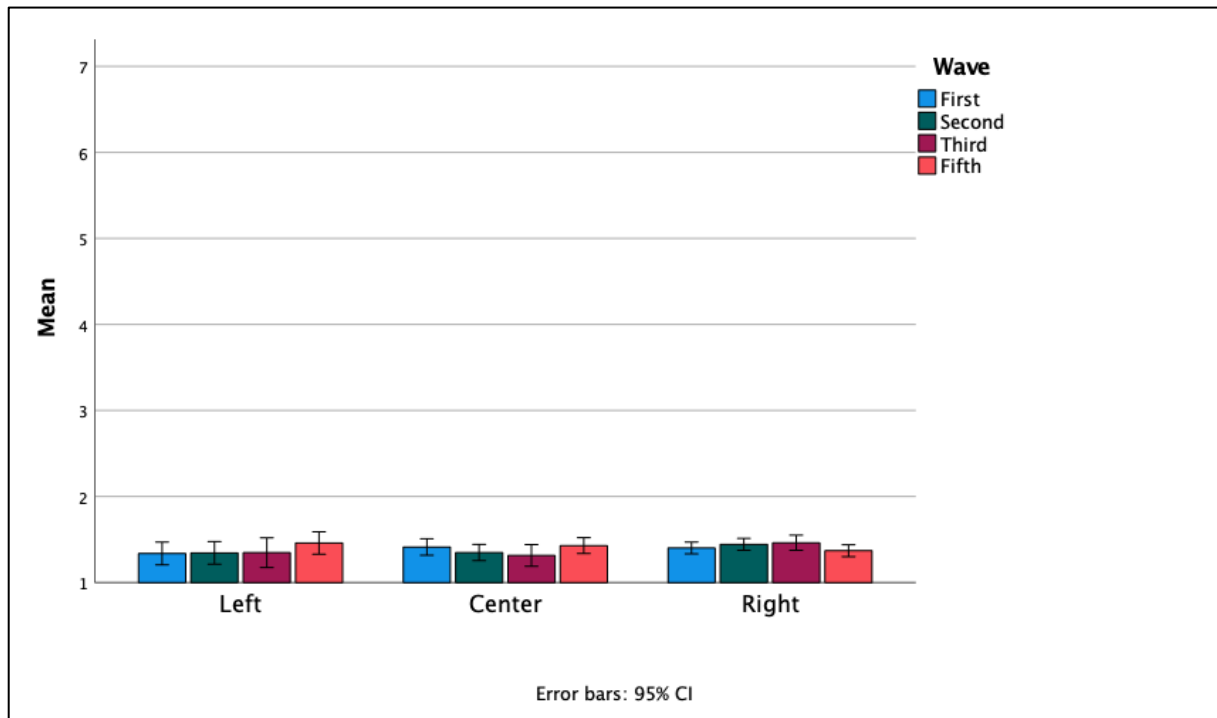
Measures

Willingness to participate in political violence was measured using a 2-item scale adapted from Tausch et al. 2011; van Zomeren et al. 2004) tapping participants' agreement with the steps they are willing to take personally in order to end a dangerous government policy: (1) damage to property and public equipment of public employees or of the security forces; and (2) Use of physical force against public employees or the security forces. Questions were rated on a 1-7 scale (1 = "strongly disagree" to 7 = "strongly agree)." The following section discusses significant differences between various groups in their willingness to participate in political violence. Specifically, we present mean agreement with each question filtered by groups based on gender (men vs. women in the entire sample), nationality (Israeli Jews vs. Arab citizens of Israel) and political affiliation (right, center, and left within the Jewish sample).

5.2.1 "Damage to property and public equipment of public employees or of the security forces."

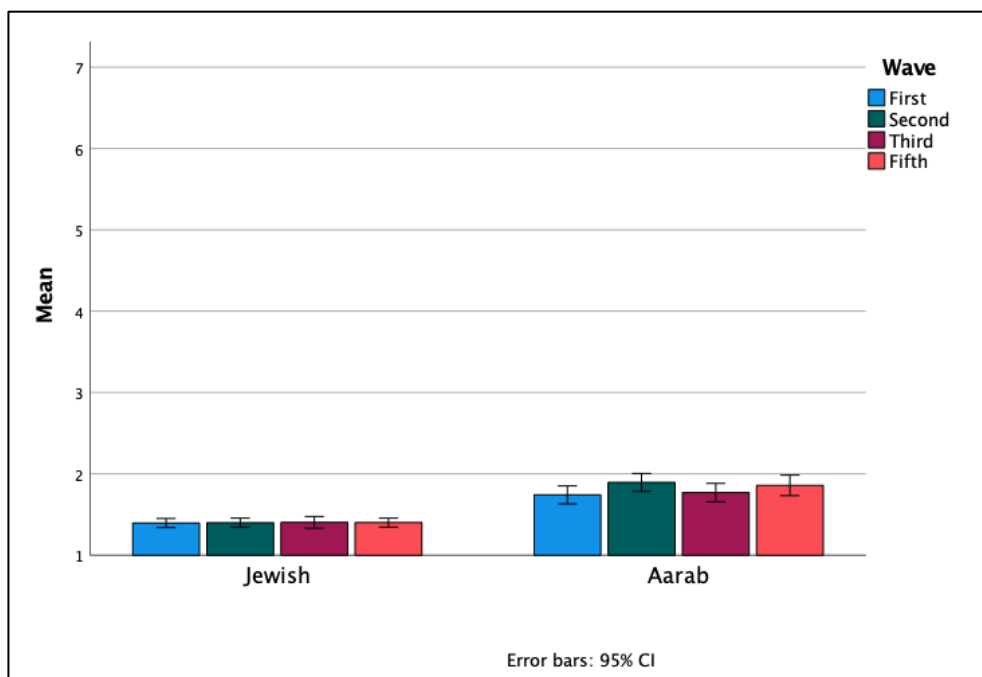
As shown in Figure 20, the agreement to do damage to property and public equipment across political groups and waves was relatively low (in the disagreement range) with no significant differences between the camps in any of the waves.

Figure 20. Mean agreement with Participating in Political Violence question 1, filtered by political affiliation.



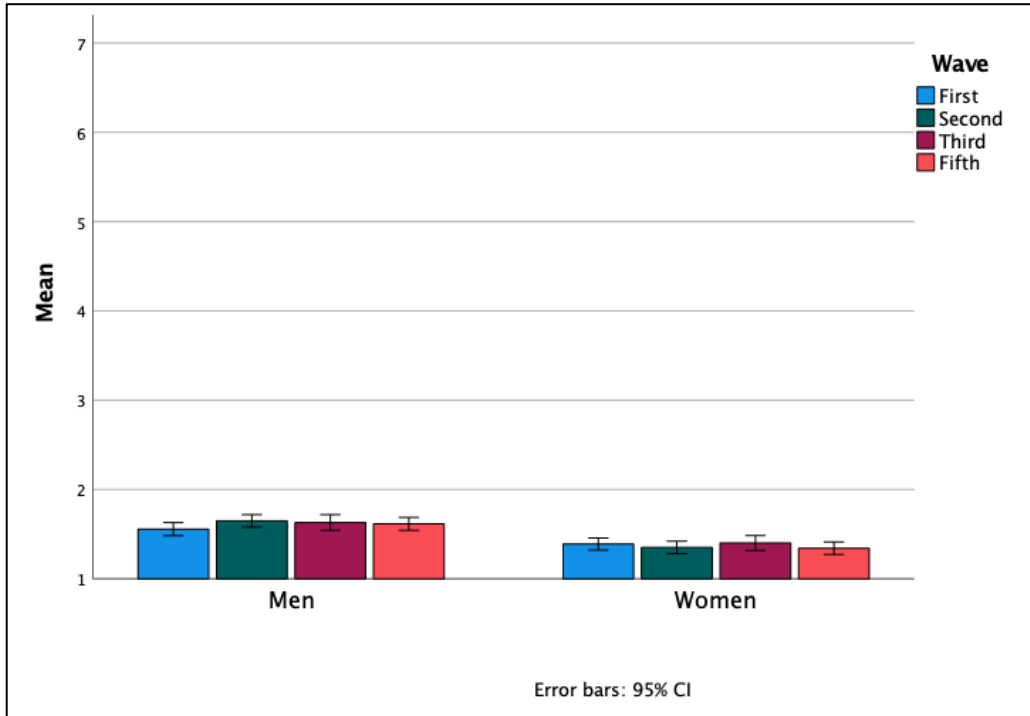
There were significant differences between Israeli Jews and Arab citizens in their mean agreement to this statement (see Figure 21), such that across waves Arab's agreement was significantly higher than that of Jews (all p 's <.001).

Figure 21. Mean agreement with Participating in Political Violence question 1, filtered by nationality.



Significant differences between men and women were also found (see Figure 22), such that across waves men agreed to this statement significantly more than women (all p 's $<.01$).

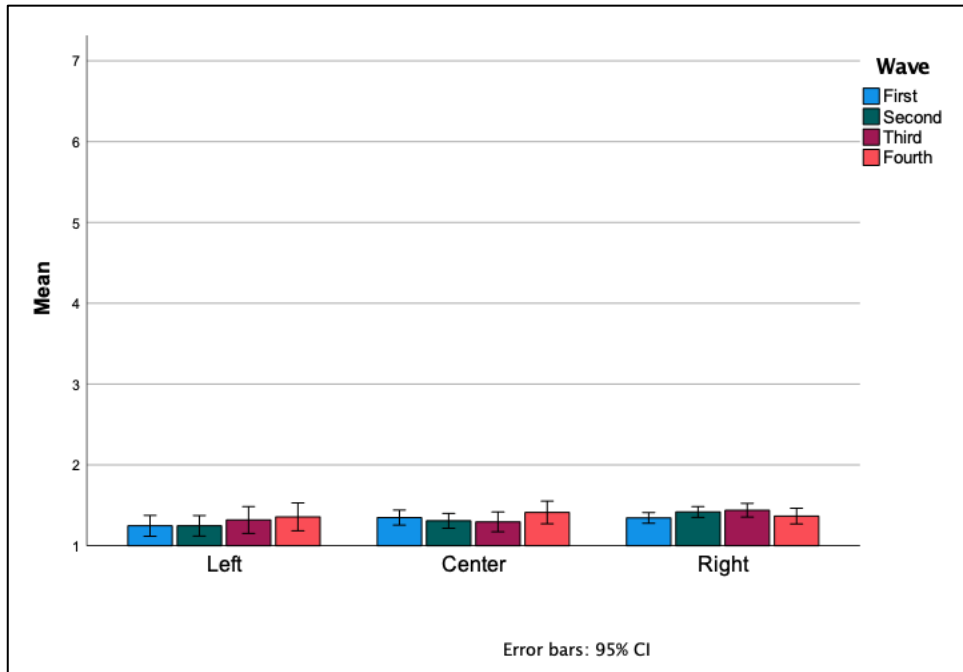
Figure 22. Mean agreement with Participating in Political Violence question 1, filtered by gender.



5.2.2 “Use of physical force against public employees or the security forces.”

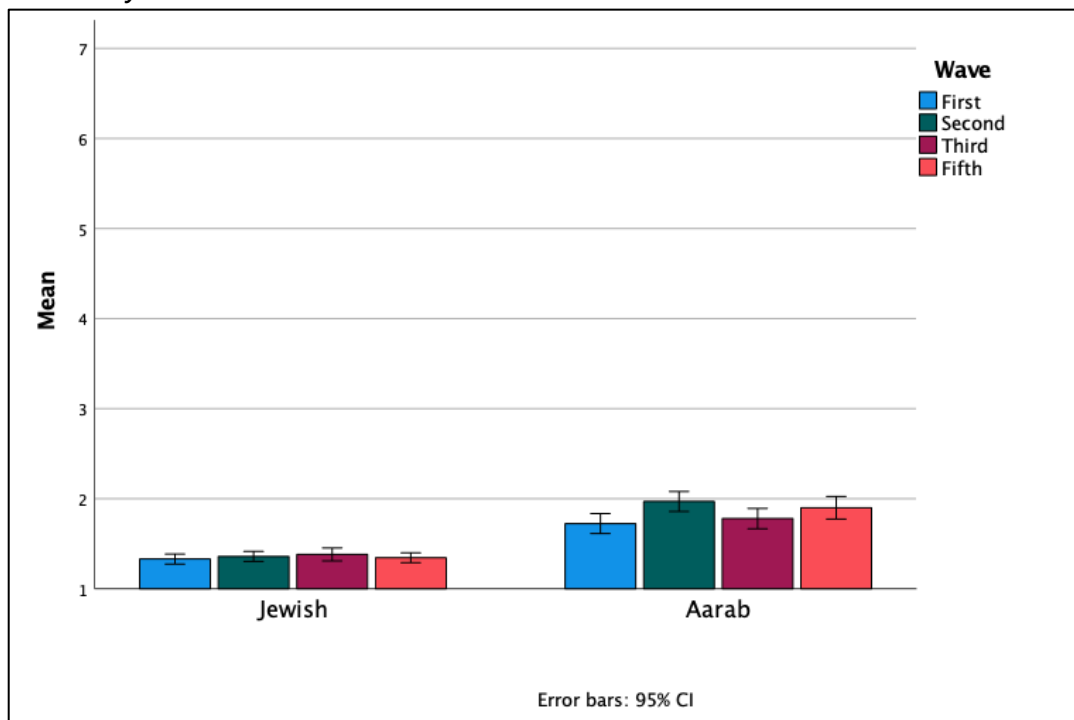
As shown in Figure 23, all political camps showed disagreement with using force against public employees or against security forces (all means lower than 2). In the comparison between the political camps, no significant differences were found between political affiliation by waves, except in the second wave, where the political right agreed to this statement significantly more than the political left ($p<.05$).

Figure 23. Mean agreement with Participating in Political Violence question 2, filtered by political affiliation.



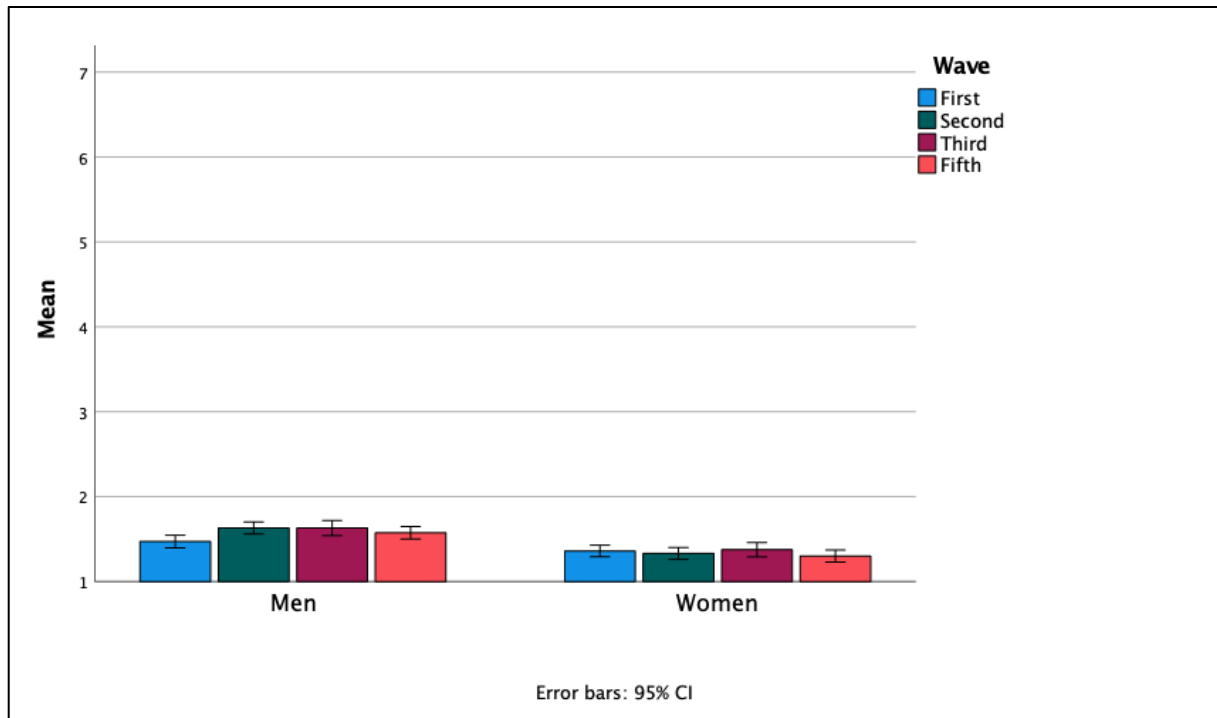
Significant differences were found between Israeli Jews and Arab citizens in their agreement to this statement (see Figure 24), such that across waves Arabs agreed to this statement significantly more than Jews (all p 's < .001).

Figure 24. Mean agreement with Participating in Political Violence question 2, filtered by nationality.



Similarly, a significant difference between men and women was also found across waves (see Figure 25), such that men agreed to this statement significantly more than women (all p 's $<.05$).

Figure 25. Mean agreement with Participating in Political Violence question 2, filtered by gender.



6. ACTIVISM

Measures

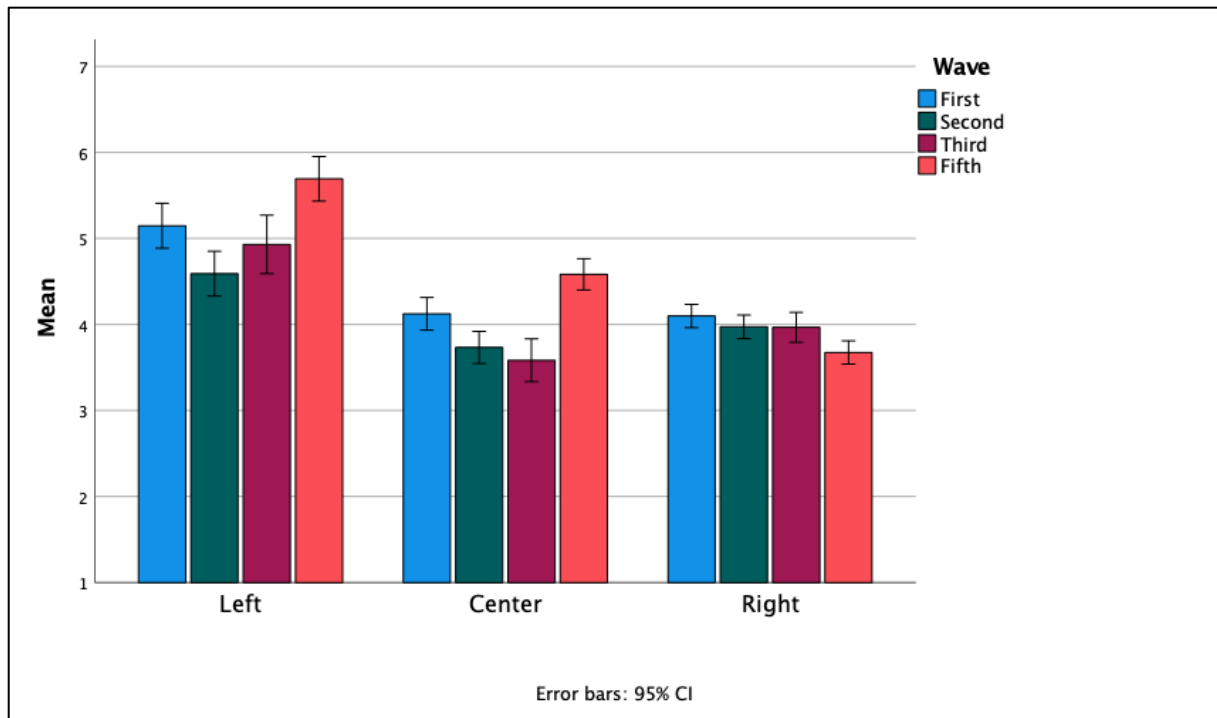
Political activism was measured using a 4-item scale adapted from (Tausch et al. 2011; van Zomeren et al. 2004) tapping participants' agreement with the steps they are willing to take personally in order to end a dangerous government policy (1) Participation in demonstrations or political rallies (2), Participation in blocking roads or closing streets, and the two items used for measuring willingness to participate in political violence (i.e., damage to property and public equipment of public employees or of the security forces, Use of physical force against public employees or the security forces) Questions were rated on a 1-7 scale (1 = "strongly disagree" to 7 = "strongly agree)." The following section discusses significant differences between various groups in their willingness to participate in political activism. Cronbach's alpha ranged between .66 to .73 across waves. Specifically, we present mean agreement with each statement in each wave filtered by groups based on gender (men vs.

women in the entire sample), nationality (Israeli Jews vs. Arab citizens of Israel) and political affiliation (right, center, and left within the Jewish sample).

6.1 “Participation in demonstrations or political rallies.”

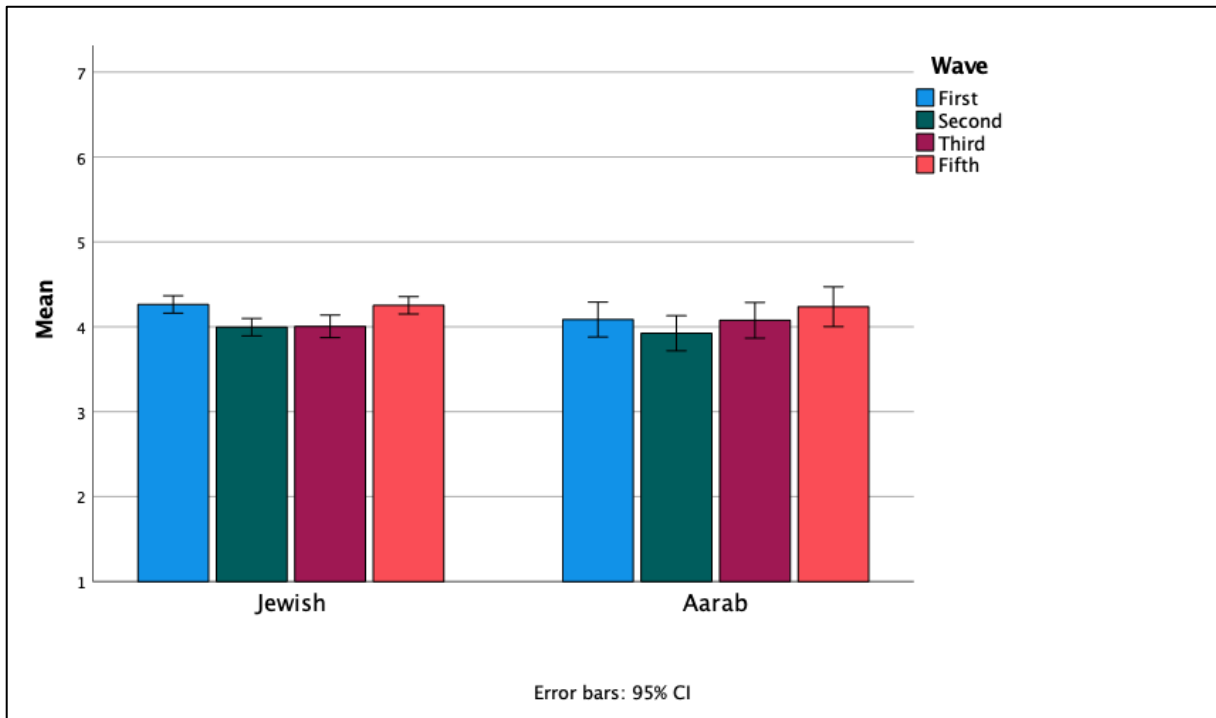
As shown in Figure 26, the agreement to participate in demonstrations or rallies among the political left was across waves significantly higher than the agreement of the political right and political center (*all p*'s <.001). Further, while there were no differences between the political center and the political right in the first wave, in the second and third waves the mean agreement of the political right was significantly higher than that of the political center (*all p* <.05) and the opposite trend was seen the fifth wave (*p* <.001). This change may be related to the center reaction to the juridical reform.

Figure 26. Mean agreement with Participating in activism question 1, filtered by political affiliation.



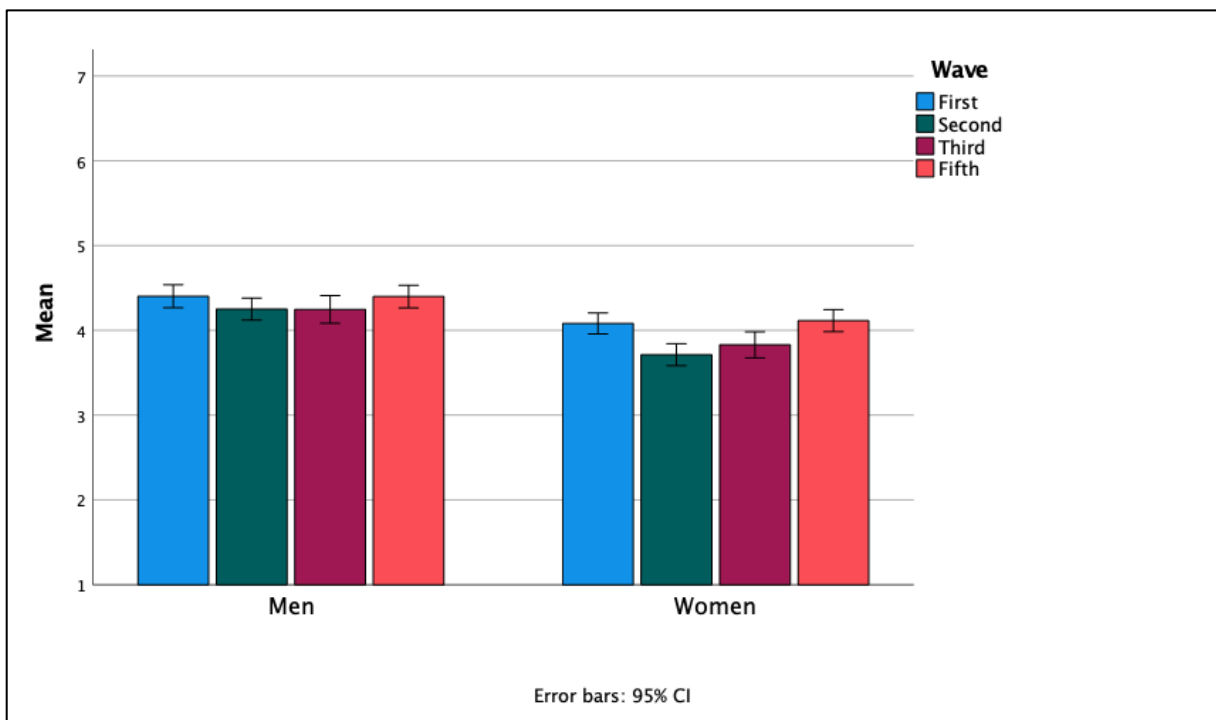
In the comparison between Israeli Jews and Arab citizens of Israel in agreement to this statement, no significant differences were found in any of the waves by nationality (see Figure 27.)

Figure 27. Mean agreement with Participating in activism question 1, filtered by nationality.



In examining differences between men and women in the mean agreement to participate in demonstrations or rallies (see Figure 28), men showed significantly higher agreement than women across waves (all p 's $<.01$).

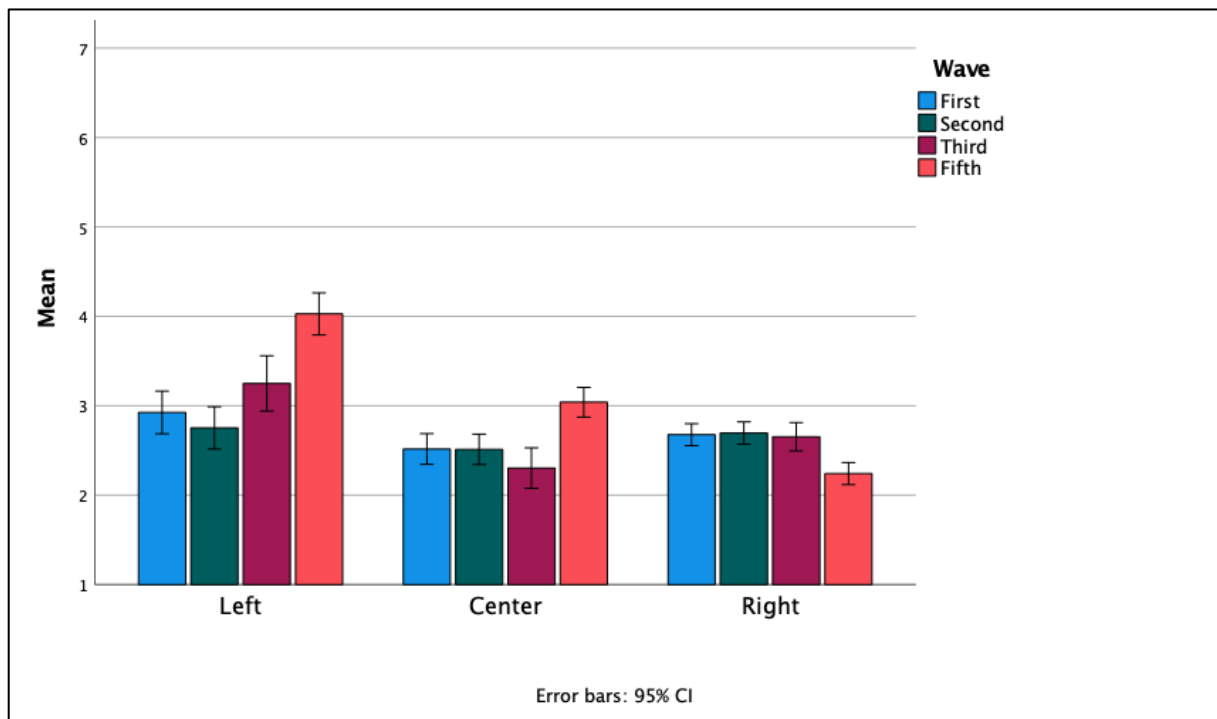
Figure 28. Mean agreement with Participating in activism question 1, filtered by gender.



6.2 “Participation in blocking roads or closing streets”

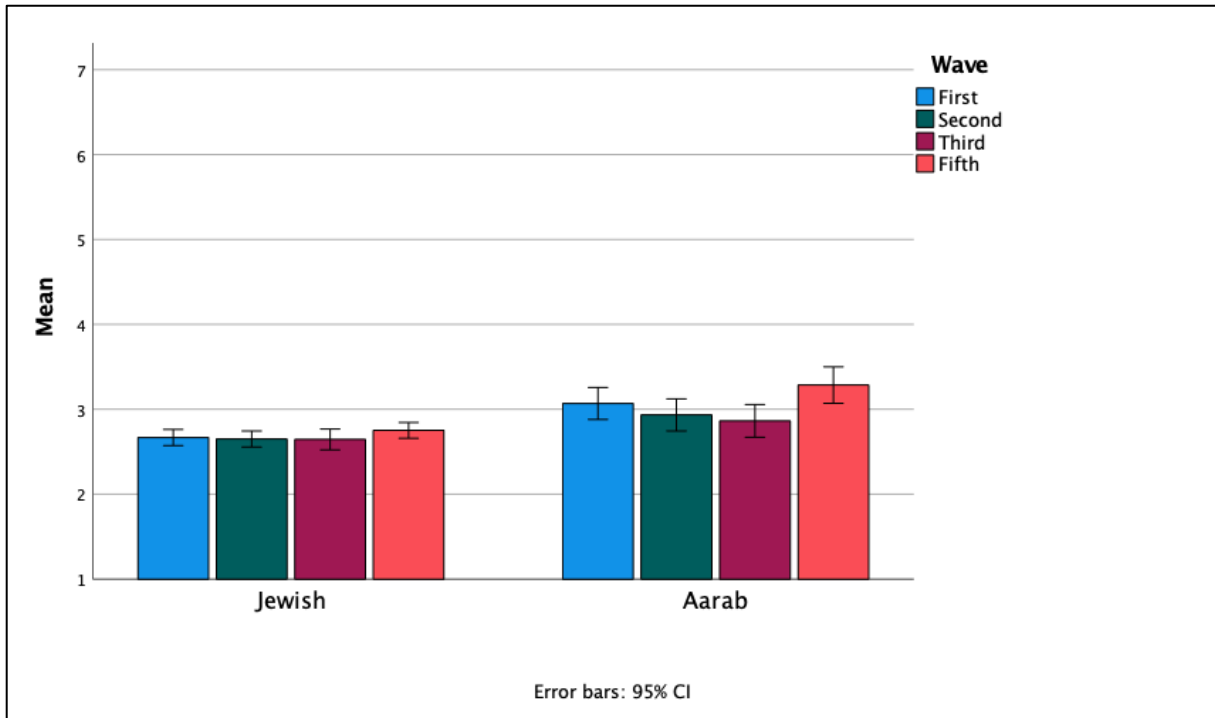
As shown in Figure 29, the agreement of the political left to participate in blocking roads or closing streets was significantly higher than the agreement of the political center in all waves except wave 2 (all p 's $<.01$). Further, in the third and the fifth waves the agreement of the political left was significantly higher than the agreement of the political right (all p 's $<.001$). Furthermore while there were no differences between the political center and right in the first two waves, the agreement of the political right in the third wave was significantly higher than the agreement of the political center ($p<.05$), and in the fifth wave the agreement of the political center was significantly higher than the agreement of the political right ($p<.001$). The significant increase in the left and center between waves may be related to their reaction to the juridical reform at that time.

Figure 29. Mean agreement with Participating in activism question 2, filtered by political affiliation.



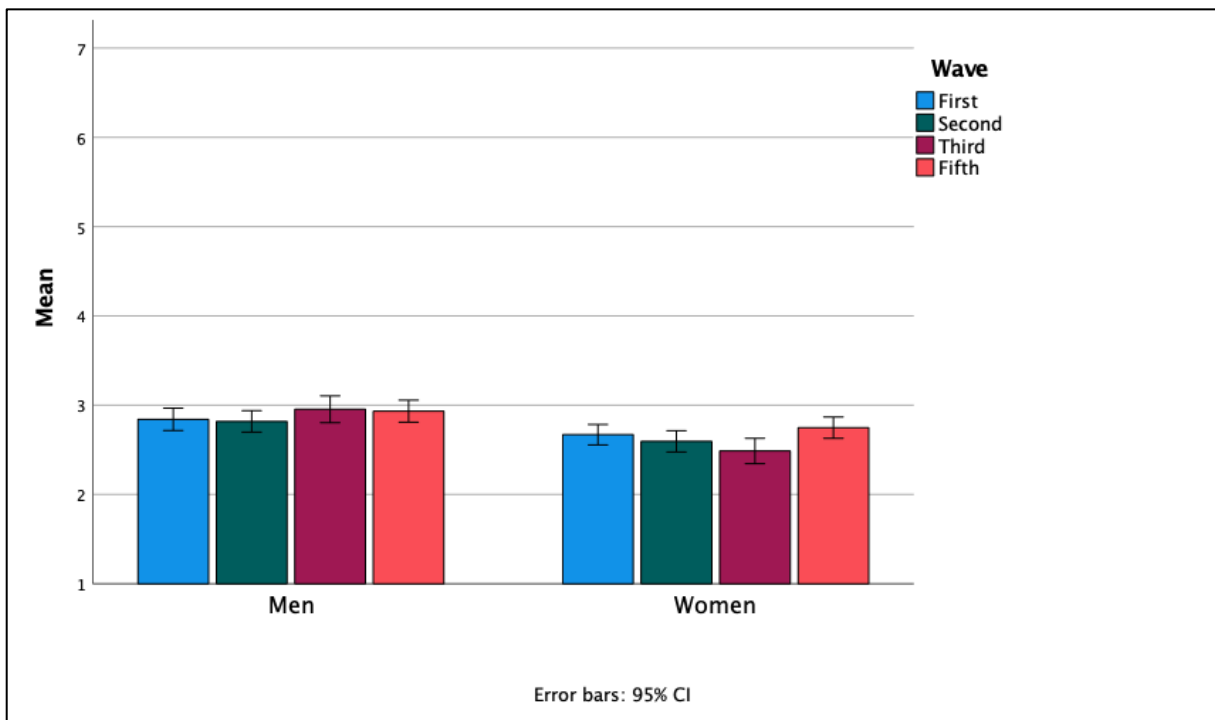
In the comparison between Israeli Jews and Arab citizens of Israel, significant differences were found in the first and the second and fifth waves (all p 's $<.01$) and a marginally significant difference in the third wave ($p = .062$). As seen in Figure 30, Arab's mean agreement to participate in blocking roads or closing streets was higher than Jews agreement.

Figure 30. Mean agreement with Participating in activism question 2, filtered by nationality.



Similarly, significant differences between men and women were also found (see Figure 31), such that men mean agreement to participate in blocking roads or closing streets was significantly higher than women across waves (all p 's $< .05$).

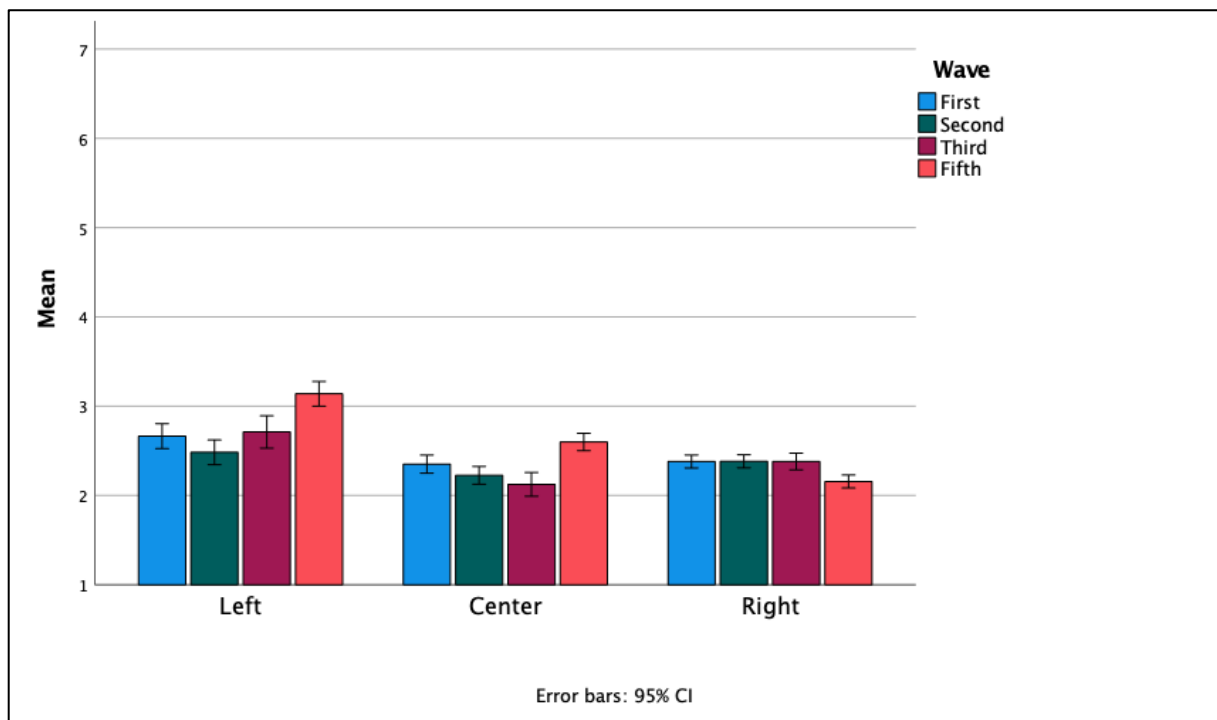
Figure 31. Mean agreement with Participating in activism question 2, filtered by gender



6.3 a composite scale

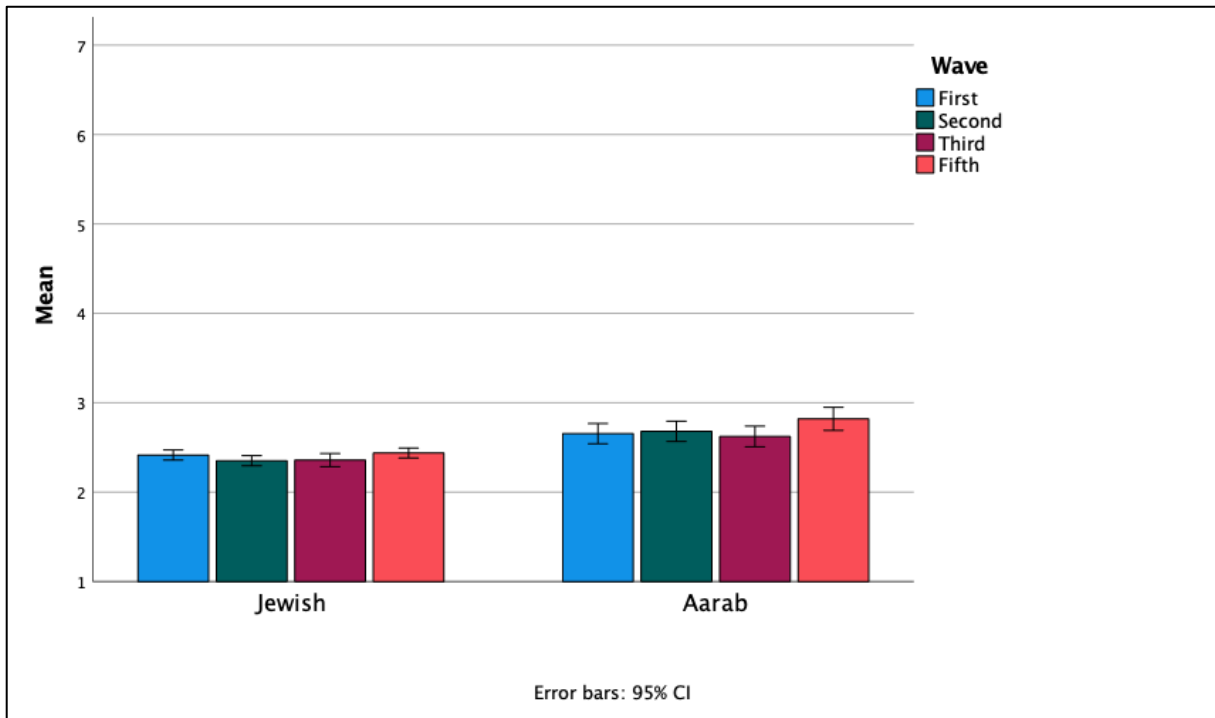
As shown in Figure 32, the mean agreement to participate in activism of the political left was significantly higher than that of the political center across waves (all p 's <.01). Further, in all waves except the second wave the mean agreement of the political left was significantly higher than that of the political right (all p 's <.001). In the second and third waves, the mean activism of the political right was significantly higher than that of the political center (all p 's <.05) while in the fifth wave the mean activism of the political center was significantly higher than that of the right (p <.05).

Figure 32. Mean Activism scale filtered by political affiliation.



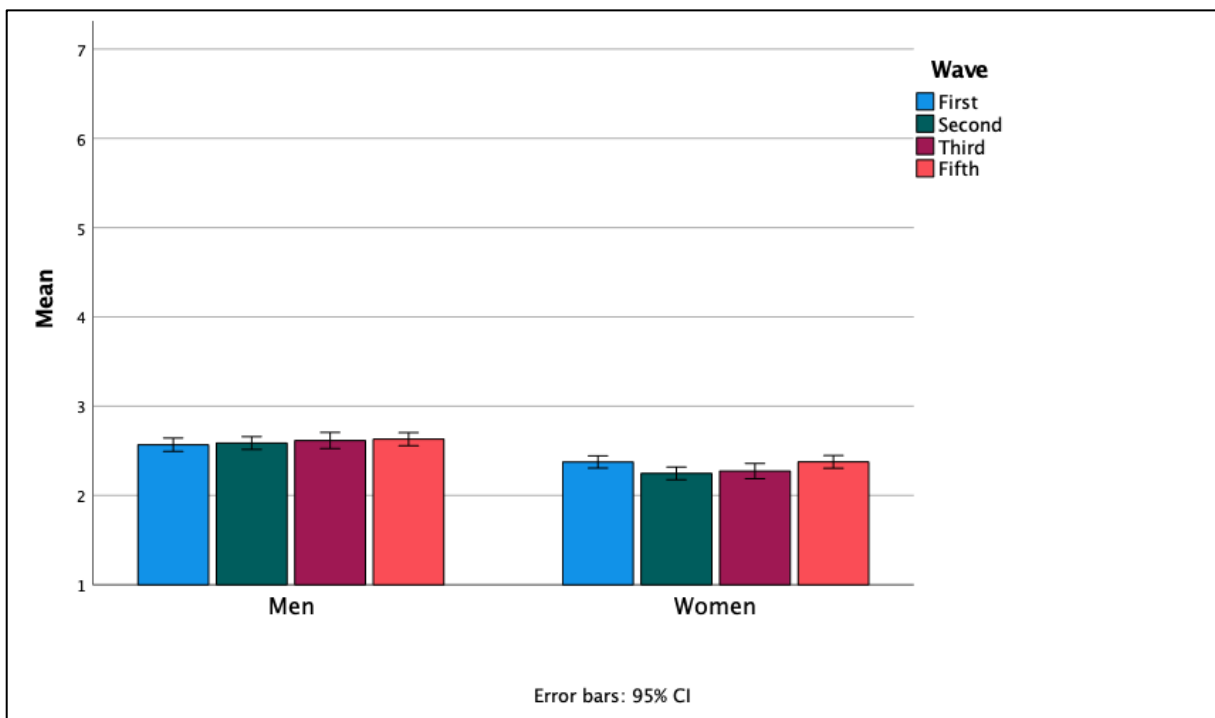
In the comparison between Israeli Jews and Arab citizens of Israel, significant differences were found across waves (see Figure 33), such that the mean activism of Arab citizens of Israel was significantly higher than that of Israeli Jews (all p 's <.001).

Figure 33. Mean Activism scale filtered by nationality.



Similarly, significant differences were found by gender (see Figure 34), such that men across waves were significantly more willing to participate in activism compared to women (all p 's $< .001$).

Figure 34. Mean Activism scale filtered by gender.



7. ANTI-DEMOCRATIC ATTITUDES

Anti-democracy refers to the rejection of the fundamental principle of sovereignty of the people (e.g. Mudde 2005), and the equality of citizens (Mudde 1995). It also refers to a tendency to cancel and/or to postpone democratic principles and to prefer strong leadership over parliamentarism (Hirsch-Hoefler et al. 2010). In Europe, this reflects and is motivated by the desire for strong, authoritarian leadership. In Israel, it reflects the desire to contain the potential power of the country's Arab electorate and/or the desire to impose a Jewish theocracy or a 'Zionist democracy' (Peled 1992), in which democratic principles would be secondary to nationalist principles.

Measures

Anti-democratic attitudes were measured using a three-item scale based on Peres and Yuchtman-Yaar (1998).⁴ Israeli respondents were asked: (1) I prefer a government which was chosen democratically, even if I do not agree with its policies; (2); A slight threat to the security of the state is enough to justify limitation of democratic rights; and (3) I prefer the idea of a whole/complete Land of Israel over the democratic image of the state. In all cases, respondents rated their agreement on a scale from 1 ('Strongly object') to 7 ('Strongly support'). The ratings on the three items were averaged to create a single score (Cronbach's alpha ranged between .35 to .56 across waves, among Jewish participants). For the purpose of analysis, negatively worded items were reversed (R).

Below, we present the mean agreement with each question in each wave, filtered by groups based on *gender* (men vs. women in the entire sample), *nationality* (Israeli Jews vs. Arab citizens of Israel) and *political affiliation* (right-wing, center, and left-wing within the Jewish sample),

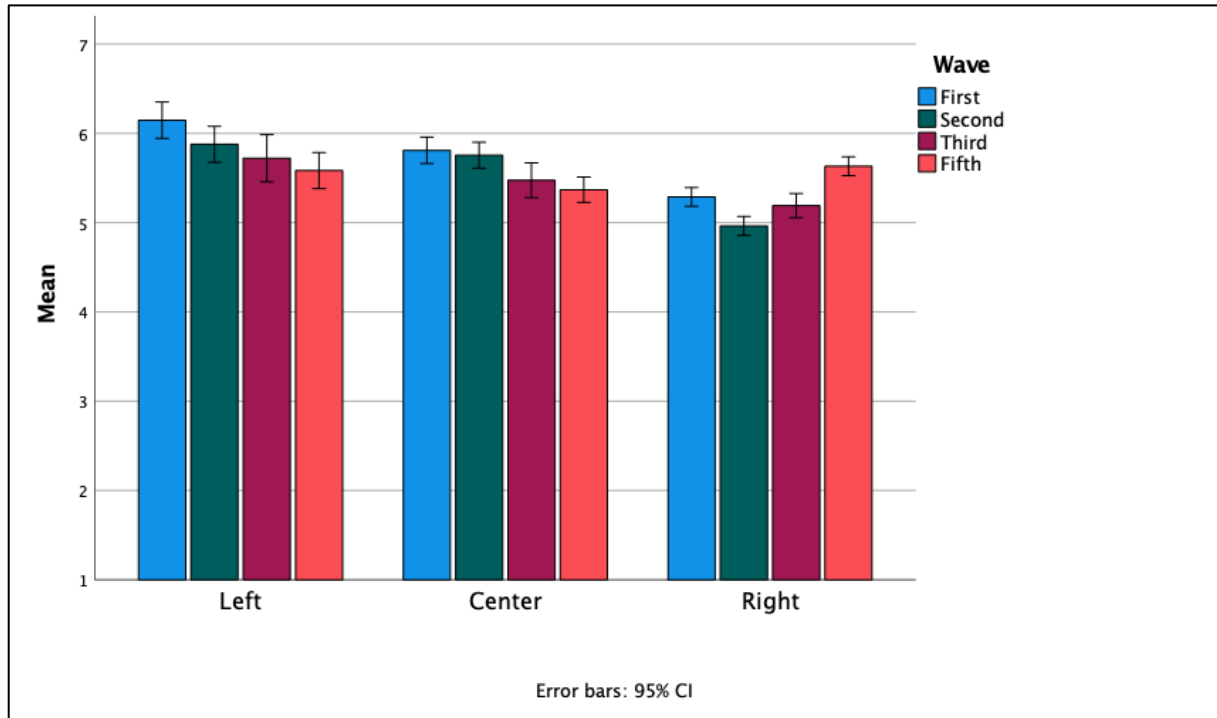
7.1 "I prefer a government which was chosen democratically, even if I do not agree with its policies"

As shown in Figure 35, the mean support for this statement was relatively high across waves and political camps (in the "support" range, 5-7 on the scale). In the comparison between camps, the political left supported this statement significantly more than the political right across waves (all p 's < .001) but no significant difference between these groups in wave 5. In the first wave the political left supported this statement significantly more than the political center ($p < .01$) with no other significant differences between these groups. Furthermore, while in waves 1-3 the political center supported this statement significantly more than the political right (all p 's < .05), in wave 5 the political right supported this statement significantly

⁴ Item 3 was measured from the second wave.

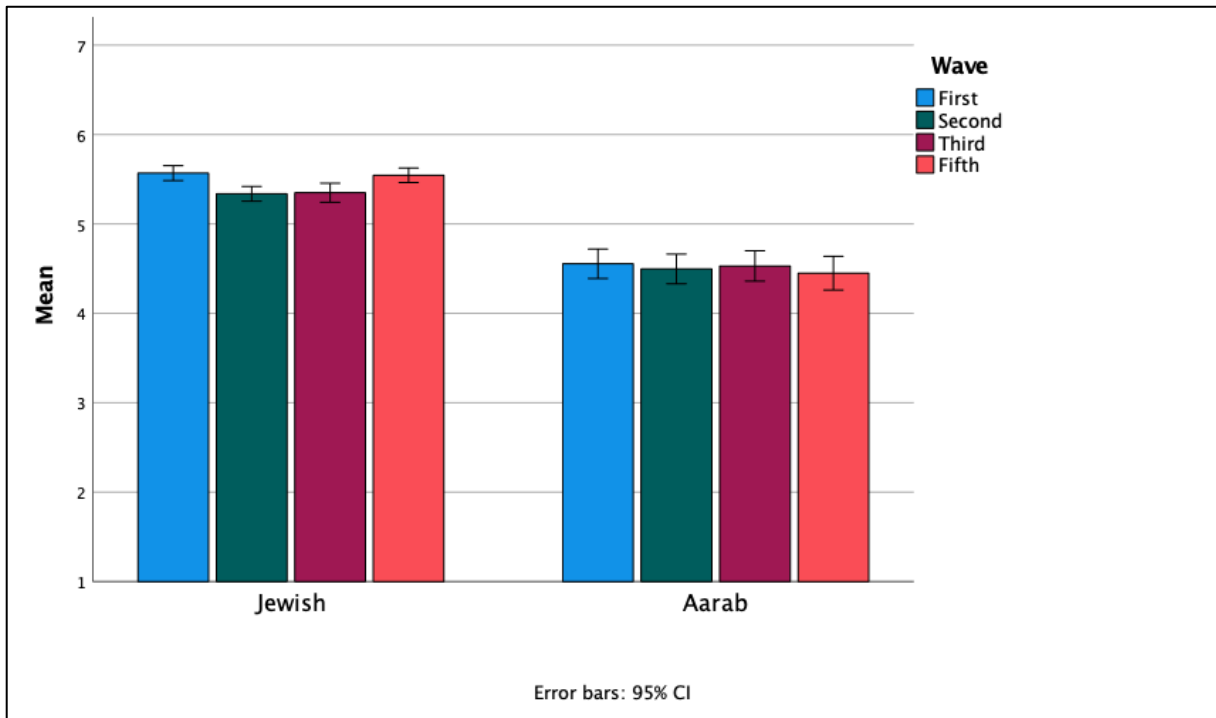
more than the political center. The change may be related to the change in political power following the elections in which the political right had greater power in the government.

Figure 35. Mean support for Democratic state values question 1, filtered by political affiliation.



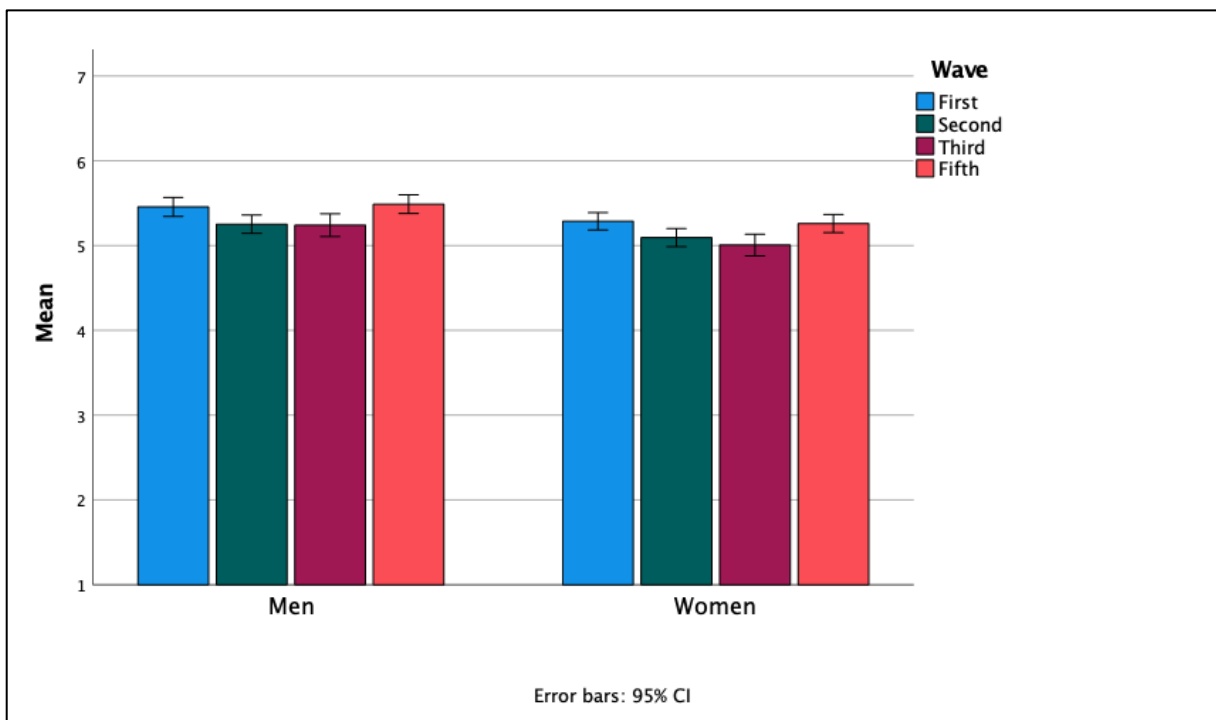
Significant differences were also found between Israeli Jews and Arab citizens of Israel across waves (see Figure 36), such that Arabs' support for this statement was significantly lower compared to that of Israeli Jews (all p 's $<.001$).

Figure 36. Mean support for Democratic state values question 1, filtered by nationality.



Significant differences between men and women were also found (see Figure 37), such that men's support for this statement was significantly higher than women's support for this across waves (*all p's <.05*)

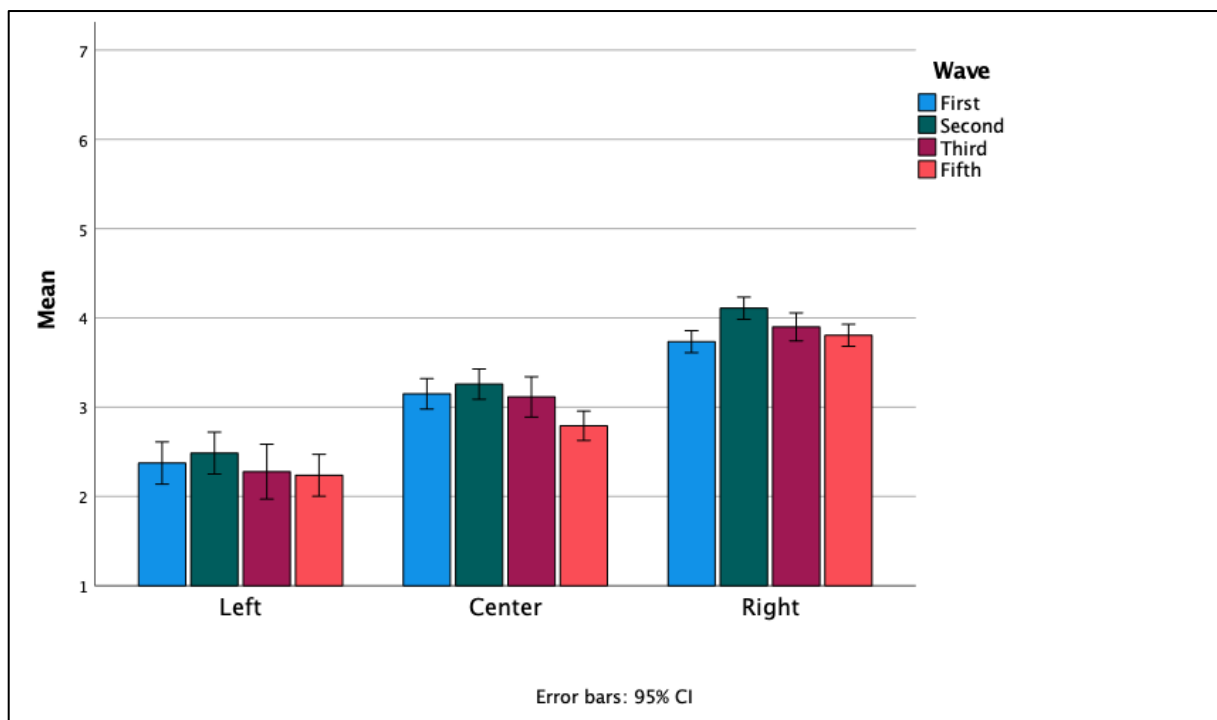
Figure 37. Mean support for Democratic state values question 1, filtered by gender.



7.2 “A slight threat to the security of the state is enough to justify limitation of democratic rights”

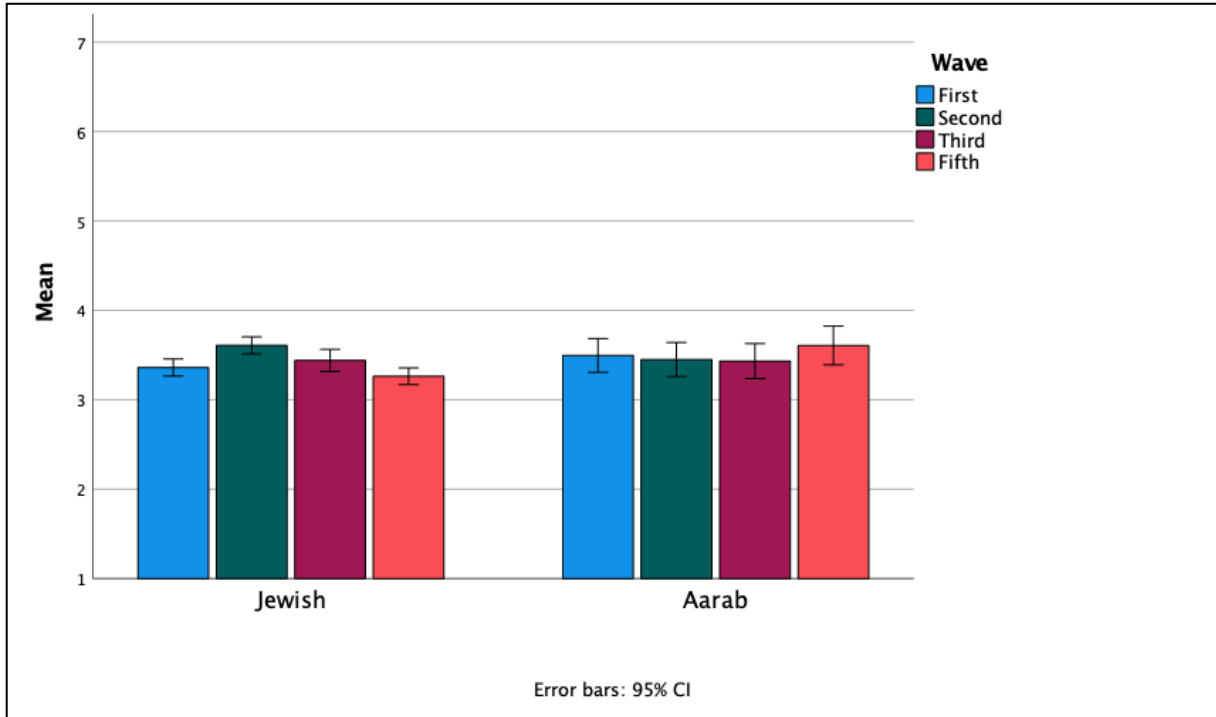
As shown in Figure 38, whereas the political left and center generally opposed this statement across waves (means around the “object range”, 1-3 on the scale). The political right was more neutral to this statement across waves (mean closer to the neutral range of 4). Further, the support for this statement among the political right was significantly higher than the political left and the political center across waves (all p 's <.001). The support for this statement among political center was significantly higher than the support of the political left across waves (all p 's <.001).

Figure 38. Mean support for Democratic state values question 2, filtered by political affiliation.



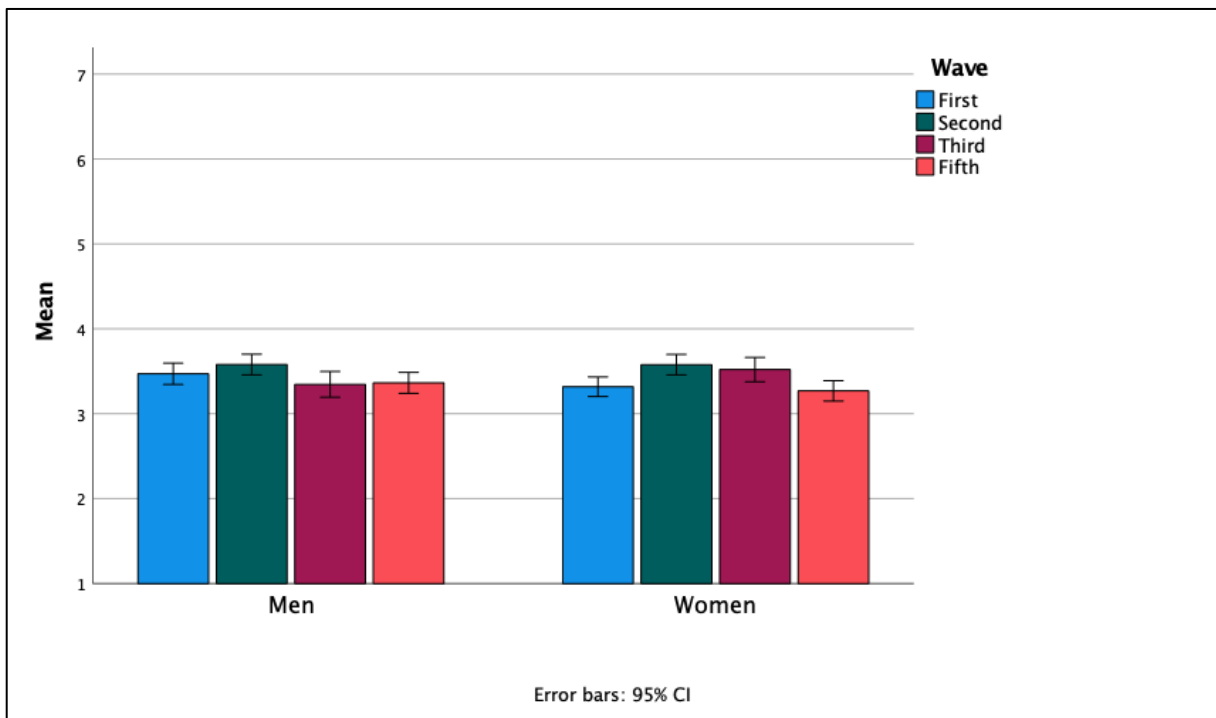
Further, while both Israeli Jews and Arab citizens of Israel generally opposed this statement, no significant differences were found between these groups across waves 1-3, while in wave 5, the support of the Arab citizens was significantly higher than that of Jews, $p < .01$ (see Figure 39).

Figure 39. Mean support for Democratic state values question 2, filtered by nationality.



No significant differences were found between men and women in support for this statement across waves (see Figure 40).

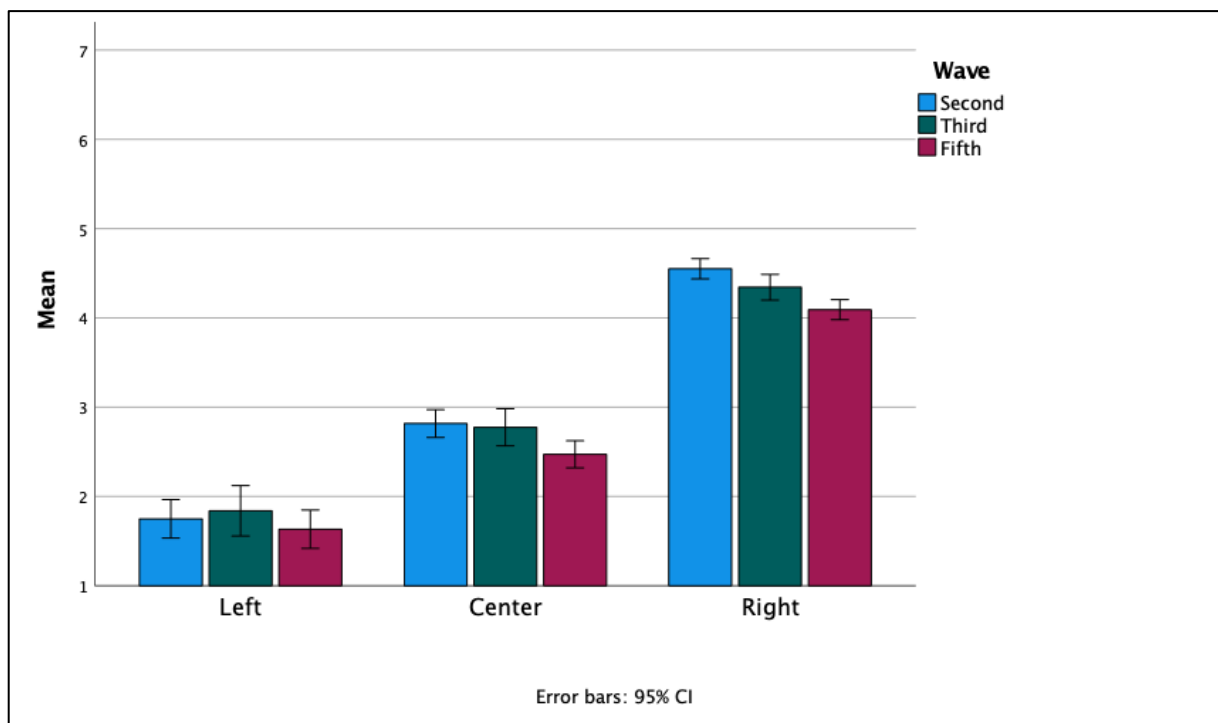
Figure 40. Mean support for Democratic state values question 2, filtered by gender.



7.3 “I prefer the idea of a whole/complete Land of Israel over the democratic image of the state.”⁵

As seen in statement 2, the political left and center generally opposed this statement (means around the object range, 1-3 on the scale) and the political right was generally neutral towards this statement across waves (mean around 4, see Figure 41). Further, the support for this statement among the political right was significantly higher than the support of the political left and the political center across waves (all p 's <.001) and the support of political center was significantly higher than the support of the political left across waves (all p 's <.001).

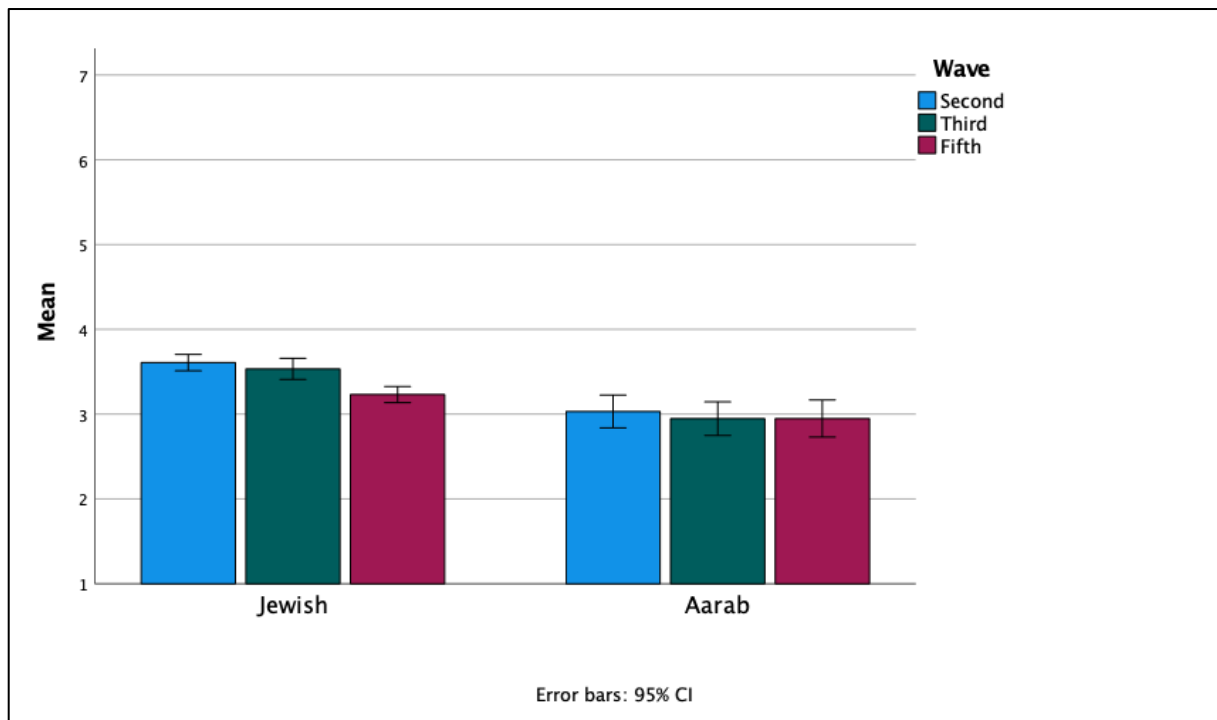
Figure 41. Mean support for Democratic state values question 3, filtered by political affiliation.



⁵ Measured from the second wave.

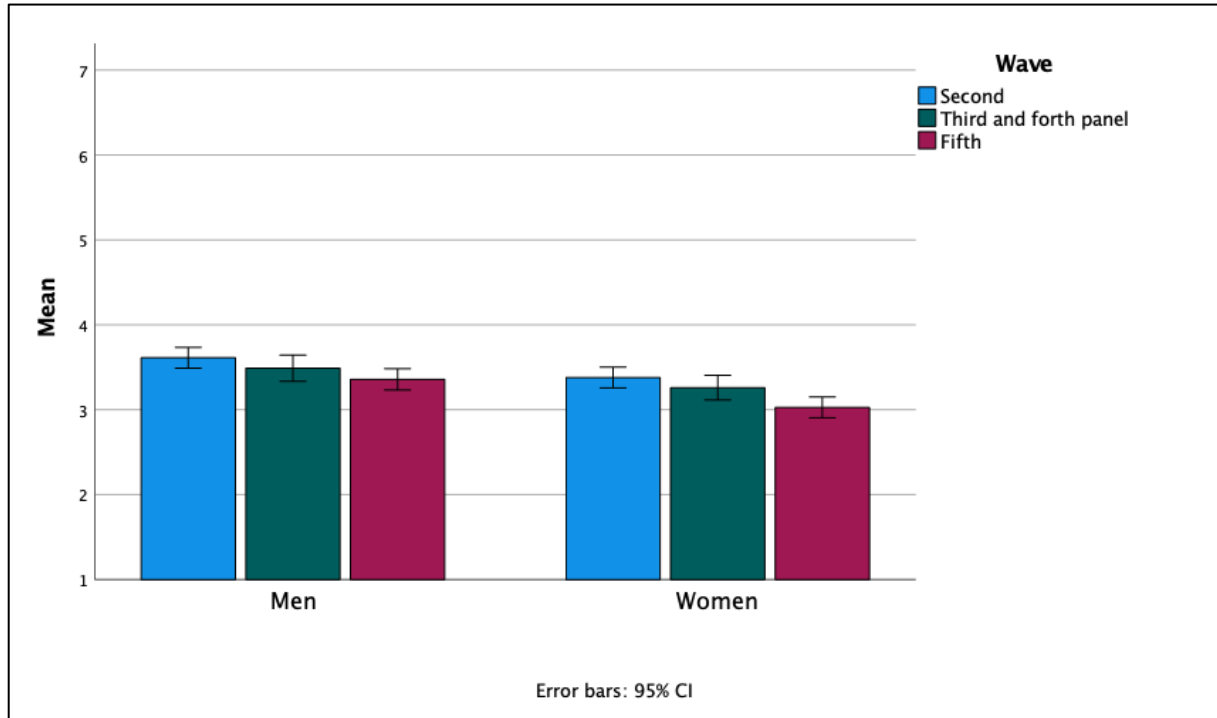
Further, while both Israeli Jews and Arab citizens of Israel generally opposed this statement (see Figure 42), significant differences were found between these group across waves, such that Arabs' support for this statement was significantly lower compared to the support of Jews (all p 's $<.05$).

Figure 42. Mean support for Democratic state values question 3, filtered by nationality.



In the comparison between the support of Israeli men and women for this statement (see Figure 43), men supported this statement significantly more than women across waves (all p 's $<.05$).

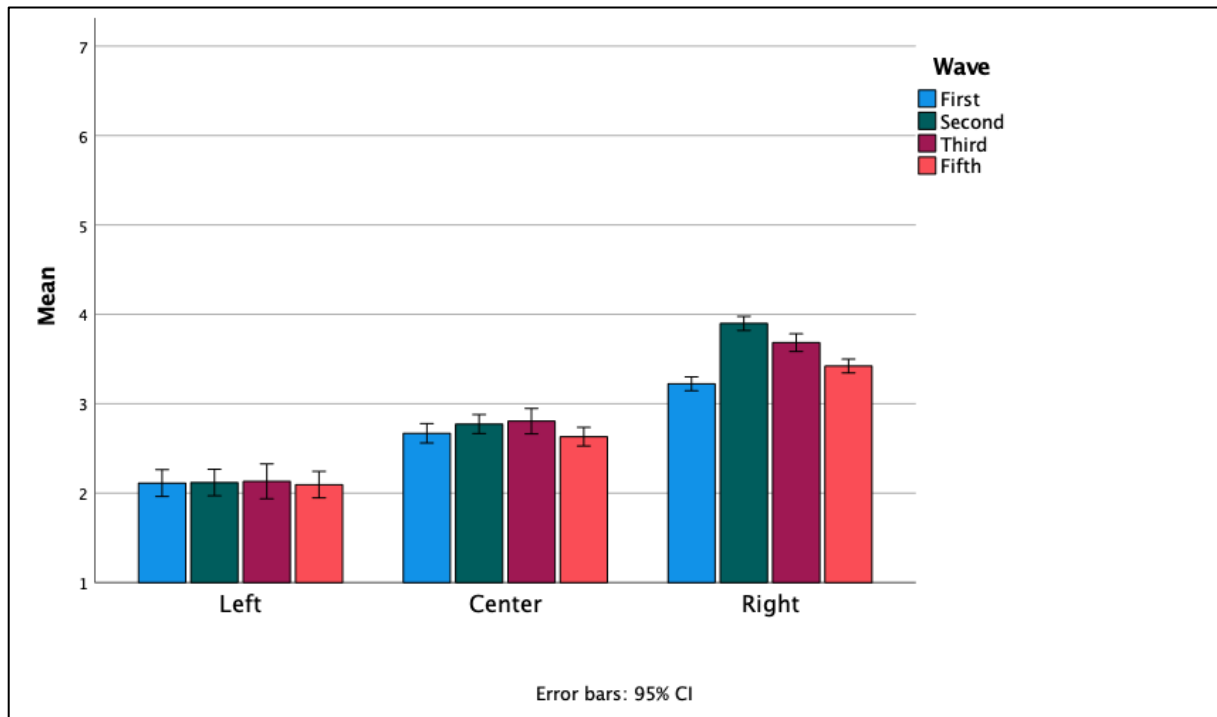
Figure 43. Mean support for Democratic state values question 3, filtered by gender.



7.4 Anti-democratic attitudes (a composite scale)⁶

As shown in Figure 44, the support of the political right for undemocratic state values was significantly higher than that of the political center and the political left across waves (all p 's <.001). The center's support for undemocratic state values was significantly higher than that of the political left across waves (all p 's <.001). Further, among the political right there was a significant increase between wave 1 and 2 which may be related to the spike in terrorists attacks around wave 2. This increase followed by a significant decrease among the political right in waves 3 and 5 which maybe related to the shift in political power towards the right.

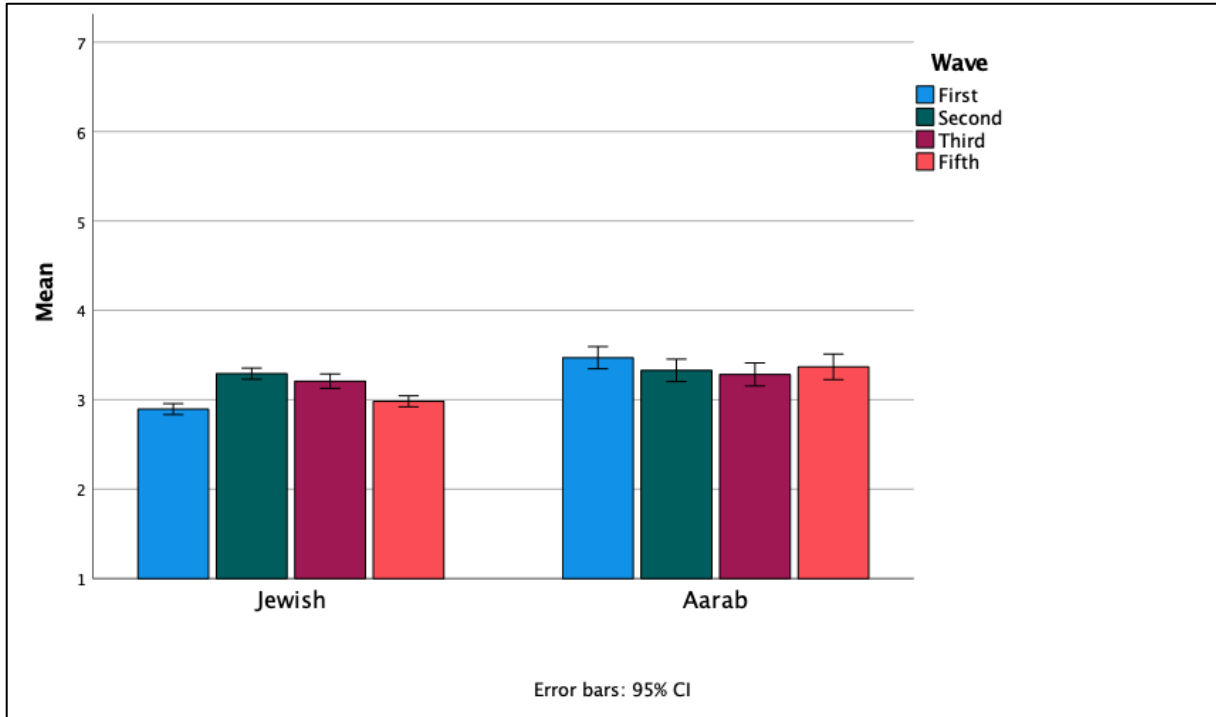
Figure 44. Mean support for undemocratic state composite scale, filtered by political affiliation.



Significant differences were also found between Israeli Jews and Arab citizens of Israel, such that Arabs' support for undemocratic values was significantly higher than that of Jews in the first wave and the fifth waves (all p 's <.001) no differences were found between Israeli Jews and Arab citizens of Israel in the second and the third waves (see Figure 45).

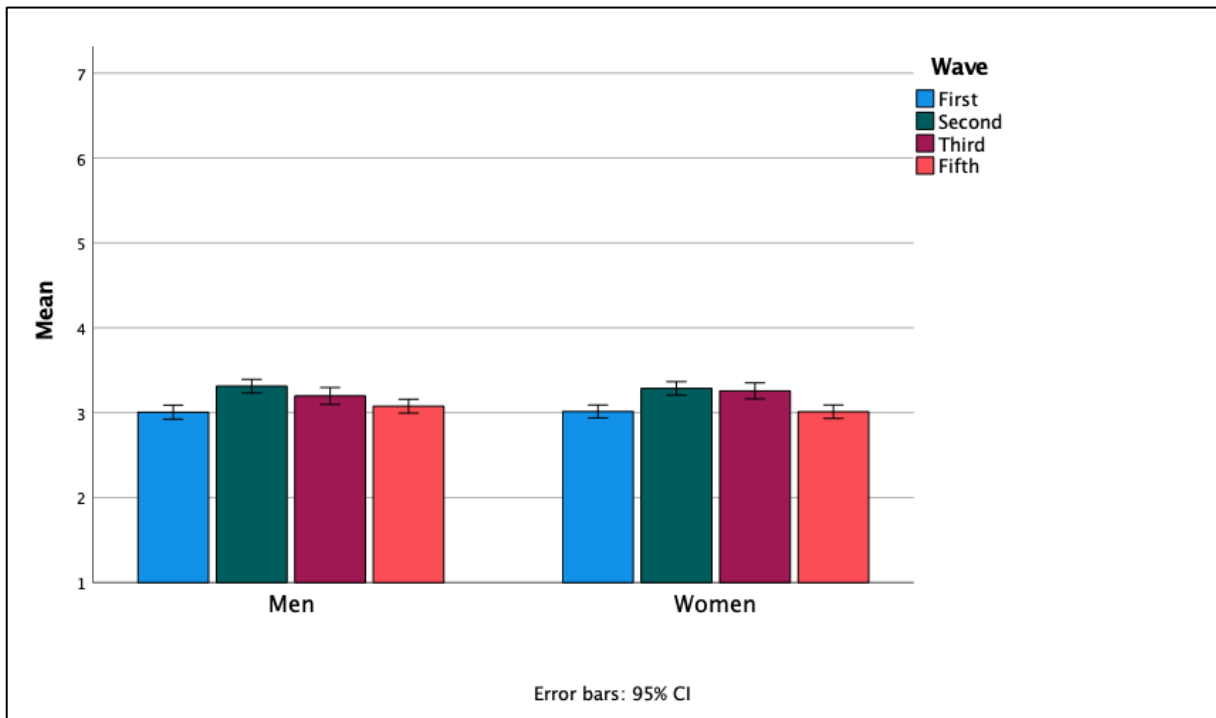
⁶ The item "I prefer a democratically elected government even if I find its policies unacceptable" was reversed, such as higher values indicate less support for democratic values (and more support for undemocratic values).

Figure 45. Mean support for undemocratic state composite scale, filtered by nationality.



Last, Israeli men and women did not significantly differ in their support for undemocratic values across waves (see Figure 46).

Figure 46. Mean support for undemocratic state composite scale, filtered by gender.



8. CORRELATIONS AND DESCRIPTIVE STATISTICS OF STUDY VARIABLES BY LEAST LIKED GROUP CHOICE

8.1 JEWISH SETTLERS

Waves 1 N=263

	Mean	SD	1	2	3	4	5	6	7	8	9	10	11	12	13	14	15	16	17	18	19	20	21	22	23	24	25
1 Capabilities	4.04	1.74																									
2 Warmth	2.91	1.75	.43**																								
3 Morality	2.38	1.49	.32**	.65**																							
4 Loyalty to the country	3.69	1.95	.41**	.32**	.42**																						
5 Feeling Thermometer	24.52	24.17	.18**	.38**	.48**	.22**																					
6 Hatred	3.79	2.08	-.25**	-.28**	-.29**	-.18**	-.35**																				
7 Contempt	4.00	2.14	-.19**	-.38**	-.35**	-.23**	-.39**	.70**																			
8 Anger	5.06	1.84	-.09	-.28**	-.44**	-.16**	-.53**	.52**	.55**																		
9 Fear	3.86	2.15	-.07	-.27**	-.23**	-.11	-.25**	.42**	.41**	.36**																	
10 Disgust	4.34	2.21	-.21**	-.36**	-.39**	-.27**	-.43**	.70**	.76**	.54**	.37**																
11 Disappointment	4.81	2.07	-.09	-.21**	-.23**	-.18**	-.33**	.35**	.35**	.48**	.35**	.28**															
12 Openness to Political Other	3.11	1.89	.38**	.61**	.48**	.38**	.41**	-.44**	-.48**	-.30**	-.29**	-.52**	-.15**														
13 Threat Perceptions	4.85	1.72	-.09	-.20**	-.33**	-.22**	-.37**	.28**	.28**	.35**	.25**	.31**	.18**	-.27**													
14 Civil Rights least liked	3.48	1.80	-.20**	-.41**	-.36**	-.34**	-.27**	.53**	.53**	.30**	.34**	.58**	.15**	-.56**	.45**												
15 Indirect Exclusion	3.39	1.83	-.24**	-.43**	-.35**	-.34**	-.28**	.56**	.55**	.31**	.35**	.59**	.14**	-.58**	.43**	.98**											
16 Exclusion	3.70	1.81	-.29**	-.47**	-.36**	-.33**	-.33**	.49**	.52**	.23**	.34**	.56**	.07	-.68**	.48**	.83**	.85**										
17 Unti-democratic	2.87	1.32	-.16**	-.27**	-.07	-.13*	-.02	.21**	.21**	.02	.13*	.24**	.01	-.39**	.00	.40**	.42**	.45**									
18 Democracy	6.09	0.98	.05	-.09	-.12	.07	-.17**	-.14**	-.10	.10	-.02	-.08	.04	-.04	.09	-.09	-.10	-.08	-.20**								
19 Civil Rights	6.15	1.03	.05	-.09	-.13*	.07	-.19**	-.13**	-.10	.11	-.03	-.07	.04	-.03	.10	-.09	-.10	-.09	-.22**	.98**							
20 Political violence	1.75	1.21	-.12*	-.01	.10	-.10	.30**	.24**	.17**	-.07	.05	.15**	-.09	-.11	-.14**	.21**	.24**	.15**	.28**	-.39**	-.39**						
21 Activism	2.79	1.16	-.12*	-.04	.02	-.01	.07	.25**	.26**	.12	.13*	.24**	.03	-.08	.03	.26**	.28**	.18**	.13**	-.13**	-.12	.37**					
22 Halacha	3.00	1.92	-.28**	-.27**	-.10	-.21**	.12*	.20**	.14**	.05	.11	.16**	.03	-.34**	.05	.31**	.34**	.30**	.41**	-.12	-.13*	.32**	.23**				
23 Dogmatism	2.66	1.08	-.05	-.01	.06	-.04	.12*	.28**	.24**	.02	.17**	.23**	-.01	-.13*	.02	.27**	.30**	.28**	.42**	-.31**	-.30**	.47**	.31**	.28**			
24 RWA	3.83	1.61	-.02	-.21**	-.03	-.20**	.12	.07	.07	-.05	.12	.07	.11	-.29**	.01	.30**	.31**	.32**	.44**	-.05	-.09	.19**	-.05	.43**	.24**		
25 LWA	4.46	1.93	.12	.25**	.07	.13*	-.09	.06	.04	.11	-.01	.07	.04	.24**	.00	-.09	-.11	-.11	-.31**	.07	.06	.00	.09	-.31**	-.06	-.23**	
26 SDO	2.46	1.24	-.07	.12	.24**	.00	.34**	.05	.00	-.24**	-.05	-.01	-.08	.02	-.14**	.05	.08	.08	.27**	-.40**	-.42**	.44**	.20**	.25**	.36**	.16**	-.14**

Note: **. Correlation is significant at the 0.01 level (2-tailed); *. Correlation is significant at the 0.05 level (2-tailed).

Waves 2 N=275

	Mean	SD	1	2	3	4	5	6	7	8	9	10	11	12	13	14	15	16	17	18	19	20	21	22	23	24	25	26	27	28	29
1 Capabilities	4.19	1.78																													
2 Warmth	3.25	1.83	.52**																												
3 Morality	2.64	1.53	.41**	.70**																											
4 Loyalty to the country	3.78	1.91	.40**	.36**	.39**																										
5 Feeling Thermometer	28.43	24.17	.03	.32**	.48**	.11																									
6 Hatred	3.64	2.03	-.32**	-.33**	-.30**	-.13	-.33**																								
7 Contempt	3.88	2.08	-.27**	-.36**	-.34**	-.17	-.40**	.68**																							
8 Anger	5.01	1.81	.09	-.12	-.26**	.09	-.52**	.39**	.47**																						
9 Fear	3.46	2.00	-.03	-.17**	-.15**	.01	-.15	.37**	.36**	.25**																					
10 Disgust	4.04	2.12	-.21**	-.42**	-.40**	-.16	-.50**	.67**	.74**	.49**	.38**																				
11 Disappointment	4.77	1.98	.03	-.13	-.19**	-.08	-.28**	.22**	.36**	.50**	.17**	.37**																			
12 Treatment	55.83	27.45	.09	.08	.01	.07	.11	-.06	-.09	-.02	.01	-.11	-.02																		
13 Justified	3.67	1.97	-.13**	-.04	-.01	-.09	-.17**	.02	.09	-.08	-.06	.03	-.08	-.31**																	
14 Openness to Political Other	3.40	1.76	.36**	.57**	.52**	.28**	.37**	-.44**	-.42**	-.20**	-.19**	-.54**	-.13	.14	-.08																
15 Threat Perceptions	4.65	1.61	.01	-.19**	-.30**	-.13	-.35**	.23**	.31**	.38**	.24**	.37**	.30**	.10	-.07	-.24**															
16 Dehumanization	3.90	1.81	-.32**	-.58**	-.51**	-.25**	-.40**	.48**	.52**	.30**	.28**	.62**	.26**	-.09	.07	-.66**	.46**														
17 Policy Least Liked	3.61	1.40	-.35**	-.46**	-.44**	-.23**	-.27**	.54**	.55**	.28**	.30**	.60**	.22**	-.09	.12	-.60**	.35**	.72**													
18 Civil Rights least liked	4.57	1.69	.35**	.44**	.41**	.19**	.24**	-.56**	-.57**	-.22**	-.29**	-.60**	-.18**	.02	-.07	.57**	-.43**	-.72**	-.72**												
19 Indirect Exclusion	3.30	1.73	-.36**	-.42**	-.39**	-.19**	-.20**	.57**	.57**	.19**	.28**	.59**	.16**	-.03	.09	-.55**	.41**	.71**	.72**	-.98**											
20 Exclusion	3.60	1.79	-.34**	-.52**	-.47**	-.27**	-.31**	.54**	.59**	.23**	.25**	.63**	.21**	-.19**	.13	-.67**	.46**	.72**	.73**	-.78**	.79**										
21 Anti-democratic	2.68	1.31	-.30**	-.25**	-.08	-.18**	.21**	.22**	.22**	-.16**	.17**	.23**	-.05	-.21**	.17**	-.27**	-.10	.28**	.24**	-.31**	.34**	.35**									
22 Democracy	5.91	1.14	.16**	-.09	-.19**	.05	-.36**	-.01	.06	.31**	-.02	.12	.16**	.11	-.12	.02	.21**	.06	-.06	.01	-.05	-.02	-.32**								
23 Civil Rights	5.97	1.19	.17**	-.08	-.18**	.05	-.35**	-.03	.04	.31**	-.03	.09	.14	.13	-.12	.05	.22**	.04	-.10	.04	-.08	-.06	-.35**	.98**							
24 Political violence	1.89	1.25	-.17**	-.02	.08	-.09	.20**	.35**	.25**	-.02	.29**	.18**	.06	-.12	.03	-.10	.04	.15	.34**	-.38**	.42**	.29**	.43**	-.33**	-.35**						
25 Activism	2.69	1.28	.04	.10	.16**	.11	.10	.26**	.19**	.07	.16**	.12	.07	.07	-.01	.03	.12	.13	.19**	-.27**	.30**	.11	.17**	-.17**	-.17**	.50**					
26 Halacha	2.76	1.74	-.34**	-.40**	-.26**	-.19**	-.07	.44**	.44**	.09	.21**	.41**	.07	-.08	.15	-.51**	.21**	.52**	.49**	-.62**	.65**	.56**	.37**	-.09	-.11	.40**	.24**				
27 Dogmatism	2.84	1.10	-.18**	-.13	.01	-.17**	.21**	.27**	.25**	-.07	.19**	.20**	.09	-.06	.06	-.13	.05	.22**	.30**	-.34**	.37**	.29**	.41**	-.29**	-.32**	.49**	.26**	.38**			
28 RWA	3.79	1.47	-.10	-.25**	-.17**	-.22**	.02	.03	.07	-.11	.08	.15	-.02	-.05	.09	-.28**	.12	.29**	.16**	-.24**	.22**	.33**	.33**	.07	.02	.05	-.13	.24**	.19**		
29 LWA	4.84	1.74	.35**	.28**	.13	.24**	-.22**	-.19**	-.16**	.21**	-.11	-.12	.10	.15	-.18**	.34**	.16**	-.23**	-.35**	.27**	-.31**	-.29**	-.44**	.27**	.29**	-.32**	-.09	-.39**	-.34**	-.06	
30 SDO	2.57	1.22	-.14	.07	.16**	-.11	.35**	.11	.00	-.28**	.10	.01	-.15	-.10	.13	.04	-.14	-.11	.06	-.04	.07	.03	.34**	-.44**	-.47**	.41**	.09	.13	.41**	.12	-.28**

Note: **. Correlation is significant at the 0.01 level (2-tailed); *. Correlation is significant at the 0.05 level (2-tailed).

Waves 3 N=215

	Mean	SD	1	2	3	4	5	6	7	8	9	10	11	12	13	14	15	16	17	18	19	20	21	22	23	24	25	26	27	28	29	
1 Capabilities	3.93	1.63																														
2 Warmth	3.04	1.63	.55**																													
3 Morality	2.57	1.60	.42**	.69**																												
4 Loyalty to the country	3.47	1.81	.25**	.49**	.54**																											
5 Feeling Thermometer	23.01	23.98	.21**	.43**	.51**	.31**																										
6 Hatred	3.80	2.13	-.36**	-.40**	-.30**	-.18**	-.44**																									
7 Contempt	3.96	2.08	-.29**	-.33**	-.34**	-.22**	-.47**	.70**																								
8 Anger	5.07	1.72	-.13	-.28**	-.35**	-.27**	-.59**	.56**	.54**																							
9 Fear	3.85	2.03	-.04	-.04	-.01	-.03	-.27**	.37**	.35**	.37**																						
10 Disgust	4.30	2.07	-.24**	-.42**	-.43**	-.26**	-.55**	.75**	.72**	.66**	.37**																					
11 Disappointment	4.84	1.96	-.01	-.17**	-.24**	-.26**	-.32**	.22**	.32**	.39**	.27**	.33**																				
12 Treatment	51.34	32.13	.07	.09	.01	.09	.07	-.07	-.08	.05	-.05	-.01	-.10																			
13 Justified	3.49	1.94	.16**	.01	.13	.03	.11	-.01	.00	-.08	.05	-.05	.00	-.20**																		
14 Openness to Political Other	3.13	1.84	.39**	.59**	.45**	.34**	.40**	-.50**	-.45**	-.28**	-.15**	-.49**	-.13	.17**	.03																	
15 Threat Perceptions	4.96	1.67	-.20**	-.32**	-.37**	-.28**	-.40**	.28**	.30**	.40**	.17**	.37**	.24**	.17**	-.20**	-.25**																
16 Dehumanization	4.18	1.84	-.32**	-.51**	-.47**	-.32**	-.43**	.58**	.53**	.41**	.17**	.60**	.32**	-.10	-.02	-.65**	.36**															
17 Policy Least Liked	3.71	1.43	-.35**	-.40**	-.38**	-.30**	-.34**	.60**	.54**	.37**	.22**	.59**	.19**	-.07	-.11	-.60**	.34**	.72**														
18 Civil Rights least liked	4.46	1.68	.33**	.43**	.38**	.31**	.30**	-.59**	-.50**	-.37**	-.22**	-.60**	-.21**	.03	.07	.57**	-.38**	-.71**	-.75**													
19 Indirect Exclusion	3.41	1.73	-.34**	-.42**	-.36**	-.30**	-.29**	.60**	.49**	.36**	.22**	.60**	.18**	-.03	-.06	-.57**	.35**	.70**	.76**	-.99**												
20 Exclusion	3.80	1.76	-.38**	-.50**	-.40**	-.32**	-.29**	.56**	.52**	.33**	.14**	.56**	.20**	-.10	.02	-.71**	.36**	.75**	.74**	.80**	.81**											
21 Uni-democratic	2.72	1.23	-.14	-.08	.04	-.09	.25**	.07	.11	-.21**	.00	.01	-.09	-.28**	.12	-.18**	-.13	.10	.18**	-.27**	.29**	.37**										
22 Democracy	6.04	0.97	.08	-.12	-.19**	-.08	-.35**	-.09	.00	.12	-.10	.02	.13	.02	.01	.01	.09	.02	-.12	.18**	-.18**	-.10	-.30**									
23 Civil Rights	6.10	1.03	.09	-.08	-.19**	-.07	-.34**	-.10	-.01	.13	-.09	.01	.13	.03	-.02	.02	.10	.01	-.13	.18**	-.20**	-.12	-.32**	.98**								
24 Political violence	1.91	1.19	-.11	-.03	.06	-.02	.20**	.22**	.19**	.01	.10	.21**	-.01	-.10	-.05	-.07	.03	.19**	.34**	.35**	.37**	.32**	.37**	.33**	.36**							
25 Activism	2.78	1.12	-.11	.04	.01	.08	.07	.09	.09	.16**	.09	.11	.00	.13	-.13	.07	.07	.06	.13	-.19**	.19**	.08	.08	-.23**	-.23**	.36**						
26 Halacha	2.88	1.7	-.26**	-.14**	-.05	-.02	.10	.14**	.19**	-.04	-.17**	.10	-.08	-.20**	.06	-.26**	-.14**	.31**	.29**	.18**	.20**	.35**	.30**	-.13	-.17**	.25**	.02					
27 Dogmatism	2.78	1.04	-.10	-.07	-.05	-.04	.06	.15**	.10	-.01	.05	.16**	-.05	-.16**	-.06	-.21**	.08	.27**	.38**	.37**	.39**	.36**	.39**	-.33**	-.35**	.39**	.18**	.27**				
28 RWA	3.96	1.46	-.12	-.18**	-.08	-.10	.04	.19**	.25**	-.01	-.05	.17**	.15**	-.23**	.13	-.31**	-.09	.36**	.27**	-.20**	.20**	.35**	.37**	-.01	-.06	.14**	-.12	.33**	.13			
29 LWA	4.50	1.89	.21**	.10	-.01	-.09	-.09	-.11	-.12	.18**	-.12	-.09	.12	.12	-.11	.31**	.11	-.15**	-.13	.13	-.13	-.26**	-.29**	.15**	.15**	-.08	.13	-.33**	-.17**	-.02		
30 SDO	2.40	1.13	.03	.14**	.28**	.17**	.34**	-.05	-.09	-.24**	.01	-.15**	-.17**	.07	.02	-.23**	-.13	-.02	.03	-.01	.02	.30**	-.50**	-.52**	.29**	.15**	.11	.31**	.17**	-.03		

Note: **. Correlation is significant at the 0.01 level (2-tailed); *. Correlation is significant at the 0.05 level (2-tailed).

Waves 5 N=229

	Mean	SD	1	2	3	4	5	6	7	8	9	10	11	12	13	14	15	16	17	18	19	20	21	22	23	24	25	26	27	28	29
1 Capabilities	2.00	1.63																													
2 Warmth	3.09	1.66	.48**																												
3 Morality	2.65	1.51	.31**	.70**																											
4 Loyalty to the country	3.55	1.74	.37**	.48**	.52**																										
5 Feeling Thermometer	20.24	23.17	.13	.44**	.52**	.31**																									
6 Hatred	3.66	2.02	-.26**	-.41**	-.36**	-.30**	-.41**																								
7 Contempt	3.99	2.02	-.35**	-.44**	-.39**	-.33**	-.41**	.72**																							
8 Anger	5.29	1.59	-.04	-.33**	-.47**	-.23**	-.54**	.39**	.38**																						
9 Fear	4.06	1.98	-.13	-.27**	-.36**	-.10	-.33**	.42**	.40**	.44**																					
10 Disgust	4.34	2.04	-.30**	-.47**	-.45**	-.32**	-.45**	.79**	.68**	.45**	.46**																				
11 Disappointment	5.05	1.69	-.16	-.26**	-.31**	-.21**	-.36**	.33**	.43**	.53**	.40**	.40**																			
12 Treatment	57.91	32.26	.05	-.01	-.07	.03	.01	-.18**	-.17**	.16**	-.06	-.13	-.09																		
13 Justified	3.86	2.03	.14*	.07	.12	.02	-.05	.14*	.12	.03	.06	.09	.15*	-.25**																	
14 Openness to Political Other	3.31	1.87	.35**	.56**	.43**	.32**	.42**	.53**	-.52**	-.26**	-.28**	-.53**	-.27**	.11	-.07																
15 Threat Perceptions	5.17	1.59	-.08	-.30**	-.40**	-.27**	-.51**	.33**	.27**	.45**	.45**	.37**	.36**	-.03	.06	-.26**															
16 Dehumanization	4.04	1.74	-.31**	-.54**	-.43**	-.42**	-.46**	.57**	.60**	.32**	.32**	.62**	.35**	-.15*	.13	-.62**	.37**														
17 Policy Least Liked	3.64	1.34	-.44**	-.53**	-.42**	-.39**	-.45**	.68**	.67**	.28**	.32**	.63**	.31**	-.11	.07	-.60**	.32**	.75**													
18 Civil Rights least liked	4.62	1.57	.41**	.49**	.33**	.34**	.37**	-.59**	-.55**	-.29**	-.26**	-.57**	-.29**	.07	-.11	.57**	-.32**	-.74**	-.79**												
19 Indirect Exclusion	3.24	1.63	-.44**	-.49**	-.32**	-.33**	-.35**	.60**	.56**	.27**	.26**	.56**	.28**	-.08	-.11	-.58**	.28**	.73**	.81**	-.98**											
20 Exclusion	3.45	1.74	-.34**	-.53**	-.34**	-.32**	-.34**	.56**	.51**	.18**	.25**	.50**	.23**	-.13	.14	-.65**	.35**	.73**	.75**	-.82**	.83**										
21 Anti-democratic	2.71	1.26	-.28**	-.04	.12	.01	.27**	.07	.12	-.28**	-.05	.02	-.13*	-.15*	.07	-.13*	-.19**	.16*	.24**	-.25**	.28**	.30**									
22 Democracy	6.04	0.92	-.01	-.16*	-.22**	-.06	-.22**	.02	.04	.12	.07	.13	.16*	.03	-.04	-.12	.22**	.12	.08	-.06	.05	.06	.33**								
23 Civil Rights	6.11	0.97	.00	-.16*	-.24**	-.06	-.21**	.02	.02	.15*	.09	.13	.17**	.04	-.04	-.09	.25**	.10	.07	-.07	.05	.05	-.33**	.97**							
24 Political violence	2.05	1.30	-.01	.17*	.14*	.07	.18**	.22**	.16*	-.10	.07	.14*	-.08	.02	.10	-.07	-.14*	.13*	.21**	-.16*	.19**	.11	.37**	-.29**	-.27**						
25 Activism	3.14	1.15	.20**	.08	-.06	.06	-.12	.15*	.12	.20**	.18**	.15*	.07	.04	.07	.09	.09	.06	.00	.04	-.06	-.12	.22**	.12	.16*	.21**					
26 Halacha	2.7	1.69	-.33**	-.23**	-.07	-.20**	.03	.22**	.24**	-.08	.05	.17**	-.03	-.06	.04	-.35**	.01	.38**	.39**	-.36**	.40**	.42**	.43**	-.02	-.03	.22**	-.18**				
27 Dogmatism	2.71	1.05	-.09	-.02	.00	-.01	.08	.16*	.14*	.02	.09	.07	.04	.01	.03	-.12	.00	.09	.18**	-.15*	.15*	.12	.25**	-.25**	-.23**	.37**	.07	.13			
28 RWA	3.75	1.54	-.14*	-.23**	-.05	-.07	.11	.10	.16*	-.16*	.04	.09	.08	-.09	.17**	-.25**	-.04	.35**	.29**	-.26**	.28**	.38**	.40**	.04	.00	.09	-.18**	.41**	.06		
29 LWA	4.92	1.82	.30**	.25**	.02	.14*	-.02	-.17**	-.20**	.14*	-.04	-.15*	.01	.01	.04	.29**	.08	-.25**	-.31**	.34**	-.36**	-.37**	-.39**	.18**	.18**	-.19**	.19**	-.34**	-.18**	-.23**	
30 SDO	2.40	1.18	-.10	.06	.21**	.13	.32**	.02	-.02	-.22**	-.08	-.08	-.20**	-.08	.04	.03	-.23**	-.04	.09	-.05	.08	.05	.40**	-.37**	-.36**	.33**	-.08	.15*	.30**	.03	-.27**

Note: **. Correlation is significant at the 0.01 level (2-tailed); *. Correlation is significant at the 0.05 level (2-tailed).

8.2 ISRAELI ARABS

Wave 1 N=366

	Mean	SD	1	2	3	4	5	6	7	8	9	10	11	12	13	14	15	16	17	18	19	20	21	22	23	24	25	
1 Capabilities	3.74	1.68																										
2 Warmth	4.09	1.74	.35**																									
3 Morality	2.37	1.49	.40**	.30**																								
4 Loyalty to the country	1.74	1.20	.32**	.20**	.55**																							
5 Feeling Thermometer	23.21	20.84	.33**	.21**	.59**	.49**																						
6 Hatred	4.21	1.93	-.31**	-.24**	-.31**	-.24**	-.44**																					
7 Contempt	3.82	2.01	-.35**	-.24**	-.30**	-.21**	-.40**	.65**																				
8 Anger	5.28	1.71	-.23**	-.14**	-.34**	-.35**	-.46**	.54**	.42**																			
9 Fear	4.93	1.84	-.08	-.02	-.19**	-.19**	-.21**	.31**	.24**	.40**																		
10 Disgust	4.15	2.06	-.33**	-.30**	-.39**	-.28**	-.48**	.72**	.68**	.50**	.29**																	
11 Disappointment	4.87	2.15	-.04	-.07	-.18**	-.14**	-.12**	.24**	.15**	.41**	.16**	.18**																
12 Openness to Political Other	2.70	1.37	.33**	.38**	.43**	.32**	.52**	-.50**	-.46**	-.37**	-.16**	-.55**	-.05															
13 Threat Perceptions	5.39	1.52	-.14**	-.04	-.29**	-.28**	-.41**	.33**	.27**	.39**	.40**	.37**	.14**	-.26**														
14 Civil Rights least liked	4.02	1.74	-.29**	-.29**	-.30**	-.17**	-.44**	.61**	.55**	.40**	.25**	.56**	.08	-.61**	.47**													
15 Indirect Exclusion	3.95	1.77	-.29**	-.30**	-.30**	-.17**	-.44**	.61**	.55**	.40**	.24**	.57**	.08	-.61**	.47**	.98**												
16 Exclusion	4.32	1.49	-.30**	-.28**	-.37**	-.25**	-.42**	.56**	.50**	.36**	.19**	.53**	.09	-.65**	.49**	.79**	.79**											
17 Anti-democratic	3.33	1.35	-.15**	-.16**	-.15**	.00	-.16**	.34**	.31**	.17**	.08	.32**	.03	-.30**	.10	.33**	.33**	.30**										
18 Democracy	5.30	1.10	.15**	.14**	.12**	.02	.16**	-.32**	-.27**	-.20**	-.07	-.27**	-.03	.34**	.01	-.32**	-.33**	-.31**	-.31**									
19 Civil Rights	5.15	1.26	.17**	.14**	.16**	.05	.19**	-.34**	-.28**	-.23**	-.08	-.29**	-.04	.37**	-.01	-.34**	-.35**	-.33**	-.32**	.98**								
20 Political violence	1.85	1.27	-.11**	-.19**	.12**	.11**	-.02	.26**	.23**	.03	.00	.24**	.00	-.12**	.04	.30**	.30**	.19**	.31**	-.17**	-.13**							
21 Activism	2.43	1.22	.04	-.06	.13**	.16**	.11**	.06	.12**	-.03	-.14**	.07	.07	.11**	.02	.08	.08	.00	.11**	.04**	.05**	.41**						
22 Halacha	3.61	2.10	.02	-.01	-.18**	-.04	-.31**	.24**	.20**	.11**	.09	.25**	-.12**	-.34**	.26**	.37**	.36**	.35**	.26**	-.07**	-.08**	.18**	.12**					
23 Dogmatism	2.83	1.16	-.28**	-.24**	-.09**	.09	-.16**	.28**	.34**	.06	-.03	.26**	-.04	-.25**	.00	.28**	.27**	.24**	.24**	-.22**	-.22**	.31**	.11**	.12**				
24 RWA	4.35	1.34	-.07	-.07	-.10	-.03	-.05	.17**	.16**	.17**	.18**	.21**	.10	-.29**	.15**	.28**	.26**	.27**	.29**	-.03**	-.05**	.04**	-.04**	.27**	.10**			
25 LWA	4.70	1.66	.01	-.02	.18**	.12**	.23**	-.14**	-.12**	-.01	.00	-.15**	.18**	.25**	-.08**	-.13**	-.14**	-.17**	-.12**	.17**	.15**	-.02**	.06**	-.35**	-.14**	.11**		
26 SDO	3.16	1.14	-.16**	.04	-.15**	-.05	-.19**	.24**	.28**	.04	-.02	.24**	-.09	-.26**	.05	.21**	.21**	.17**	.22**	-.26**	-.25**	.17**	.03	.15**	.26**	-.09**	-.33**	

Note: **. Correlation is significant at the 0.01 level (2-tailed); *. Correlation is significant at the 0.05 level (2-tailed).

Wave 2 N=548

	Mean	SD	1	2	3	4	5	6	7	8	9	10	11	12	13	14	15	16	17	18	19	20	21	22	23	24	25	26	27	28	29
1 Capabilities	3.72	1.62																													
2 Warmth	3.75	1.87	.37**																												
3 Morality	2.21	1.43	.36**	.37**																											
4 Loyalty to the country	1.67	1.08	.26**	.21**	.60**																										
5 Feeling Thermometer	22.66	21.38	.32**	.28**	.57**	.46**																									
6 Hatred	4.47	1.96	-.26**	-.32**	-.39**	-.31**	-.53**																								
7 Contempt	4.09	2.09	-.31**	-.34**	-.35**	-.26**	-.42**	.67**																							
8 Anger	5.53	1.55	-.19**	-.16**	-.47**	-.36**	-.49**	.56**	.42**																						
9 Fear	5.10	1.81	-.02	.00	-.21**	-.20**	-.25**	.13**	.37**																						
10 Disgust	4.44	2.05	-.32**	-.32**	-.45**	-.33**	-.54**	.78**	.68**	.54**	.18**																				
11 Disappointment	5.31	1.97	-.08	-.12**	-.24**	-.17**	-.18**	.17**	.25**	.47**	.26**	.18**																			
12 Treatment	51.69	29.22	.02	-.01	-.16**	-.15**	-.14**	.09**	.08**	.14**	.07**	.08**	.10**																		
13 Justified	3.90	2.18	.03	.06	.10**	.08**	.09**	-.06**	-.03**	-.01**	.03**	-.09**	.06**	-.60**																	
14 Openness to Political Other	2.62	1.49	.31**	.44**	.46**	.34**	.57**	-.52**	-.45**	-.35**	-.17**	-.54**	-.14**	-.22**	.17**																
15 Threat Perceptions	5.52	1.54	-.17**	-.15**	-.38**	-.40**	-.49**	.47**	.34**	.48**	.36**	.46**	.21**	.22**	-.10**	-.42**															
16 Dehumanization	4.82	1.74	-.26**	-.31**	-.50**	-.42**	-.57**	.57**	.48**	.51**	.22**	.60**	.22**	.23**	-.13**	-.58**	.63**														
17 Policy Least Liked	3.95	1.67	-.35**	-.39**	-.41**	-.30**	-.48**	.62**	.53**	.41**	.11**	.65**	.17**	.19**	-.17**	-.66**	.48**	.73**													
18 Civil Rights least liked	3.83	1.94	.27**	.34**	.45**	.33**	.51**	-.61**	-.53**	-.49**	-.23**	-.63**	-.18**	-.27**	.20**	.66**	-.56**	-.74**	-.83**												
19 Indirect Exclusion	4.09	1.96	-.29**	-.35**	-.45**	-.32**	-.52**	.63**	.52**	.48**	.21**	.64**	.16**	.26**	-.21**	-.68**	.55**	.75**	.85**	-.99**											
20 Exclusion	4.62	1.62	-.30**	-.39**	-.44**	-.33**	-.49**	.57**	.48**	.43**	.22**	.56**	.18**	.24**	-.15**	-.73**	.57**	.68**	.76**	-.84**	.84**										
21 Anti-democratic	3.82	1.28	-.10**	-.16**	-.23**	-.21**	-.27**	.34**	.26**	.23**	.11**	.34**	.02**	.16**	-.08**	-.43**	.31**	.40**	.43**	-.50**	.50**	.48**									
22 Democracy	5.03	1.25	.17**	.24**	.12**	.10**	.23**	-.29**	-.27**	-.16**	-.10**	-.29**	-.05**	-.15**	.18**	.40**	-.18**	-.28**	-.38**	.40**	-.40**	-.43**	-.35**								
23 Civil Rights	4.85	1.40	.18**	.23**	.15**	.13**	.26**	-.30**	-.27**	-.19**	-.10**	-.31**	-.06**	-.18**	.19**	.41**	-.21**	-.32**	-.41**	.43**	-.43**	-.45**	-.37**	.98**							
24 Political violence	1.90	1.27	-.17**	-.13**	.01	.04	.01	.22**	.27**	.06**	-.01**	.20**	.01**	-.04**	.00	-.14**	.01**	.19**	.30**	-.26**	.28**	.19**	.26**	-.21**	-.19**						
25 Activism	2.37	1.17	-.08	-.04	-.03	-.01	.02	.06	.11**	.05**	-.01**	.05**	.03**	.00**	-.03**	.03**	.05**	.09**	.12**	-.08**	.09**	.04**	.12**	.02**	.03**	.32**					
26 Halacha	3.44	2.07	-.13**	-.07**	-.20**	-.12**	-.26**	.29**	.22**	.16**	.10**	.28**	-.05**	-.15**	-.15**	-.39**	.25**	.35**	.38**	-.44**	.45**	.41**	.43**	-.21**	-.21**	.18**	.11**				
27 Dogmatism	2.85	1.10	-.15**	-.21**	-.05**	.02	-.08**	.23**	.27**	.07**	-.04**	.23**	.02**	-.04**	.07**	.18**	.07**	.24**	.31**	-.30**	.31**	.24**	.36**	-.22**	-.21**	.41**	.23**	.27**			
28 RWA	4.62	1.43	-.13**	-.20**	-.20**	-.09**	-.21**	.29**	.19**	.16**	.09**	.27**	.08**	.01**	-.37**	.16**	.36**	.34**	-.39**	.38**	.43**	.43**	-.15**	-.17**	.14**	-.02**	.32**	.17**			
29 LWA	4.79	1.63	.11**	.06**	.05**	.04**	.13**	-.09**	.03**	.04**	.05**	-.05**	.19**	-.04**	.11**	.21**	-.08**	-.09**	-.16**	.17**	-.18**	-.17**	-.20**	.21**	.20**	-.07**	.03**	-.29**	-.14**	.00**	
30 SDO	3.23	1.26	-.06**	-.08**	-.03**	-.06**	-.12**	.19**	.14**	.04**	-.01**	.12**	-.04**	-.04**	.05**	-.12**	.05**	.15**	.17**	-.15**	.16**	.12**	.19**	-.32**	-.31**	.19**	.05**	.10**	.28**	.05**	-.20**

Note: **. Correlation is significant at the 0.01 level (2-tailed); *. Correlation is significant at the 0.05 level (2-tailed).

Wave 3 N=208

	Mean	SD	1	2	3	4	5	6	7	8	9	10	11	12	13	14	15	16	17	18	19	20	21	22	23	24	25	26	27	28	29	
1 Capabilities	3.93	1.51																														
2 Warmth	4.07	1.75	.51**																													
3 Morality	2.68	1.59	.46**	.53**																												
4 Loyalty to the country	1.89	1.30	.33**	.27**	.59**																											
5 Feeling Thermometer	27.39	24.46	.37**	.41**	.63**	.43**																										
6 Hatred	4.29	1.93	-.36**	-.35**	-.39**	-.12	-.51**																									
7 Contempt	3.87	1.93	-.29**	-.37**	-.31**	-.02	-.36**	.65**																								
8 Anger	5.15	1.81	-.25**	-.27**	-.39**	-.30**	-.47**	.64**	.42**																							
9 Fear	4.70	1.90	.01	-.08	-.30**	-.31**	-.30**	.24**	.08	.43**																						
10 Disgust	4.08	2.07	-.32**	-.31**	-.36**	-.09	-.41**	.69**	.68**	.43**	.10																					
11 Disappointment	4.76	2.10	-.09	-.20**	-.23**	-.12	-.30**	.32**	.32**	.46**	.30**	.28**																				
12 Treatment	49.93	26.69	.06	-.05	-.04	-.02	.01	.14	.07	.06	.01	.14	.05																			
13 Justified	4.18	1.96	-.01	.14	.05	-.02	.07	-.09	-.04	.05	.01	-.09	.00	-.50**																		
14 Openness to Political Other	2.85	1.50	.37**	.44**	.52**	.34**	.59**	.51**	.35**	.40**	.30**	.44**	.21**	.22**	.10																	
15 Threat Perceptions	5.03	1.73	-.16	-.19	-.39**	-.26	-.39**	.33**	.20**	.46**	.34**	.18	.20**	.03	.03	-.36**																
16 Dehumanization	4.41	1.73	-.33**	-.38**	-.52**	-.28	-.53**	.53**	.44**	.49**	.26**	.48**	.16	.19**	-.05	-.54**	.51**															
17 Policy Least Liked	3.71	1.59	-.35**	-.44**	-.43**	-.19	-.52**	.60**	.55**	.42**	.16	.57**	.15	.25**	-.18	-.54**	.43**	.73**														
18 Civil Rights least liked	4.16	1.84	.34**	.45**	.44**	.16	.45**	-.54**	-.51**	-.37**	-.17	-.52**	-.15	-.31**	.19	.56**	-.42**	-.71**	-.84**													
19 Indirect Exclusion	3.75	1.86	-.35**	-.44**	-.43**	-.15	-.45**	.56**	.52**	.38**	.16	.53**	.14	.29**	-.17	-.55**	.43**	.72**	.85**	-.99**												
20 Exclusion	4.21	1.61	-.33**	-.45**	-.43**	-.19	-.44**	.56**	.50**	.41**	.16	.46**	.19	.26**	-.13	-.60**	.49**	.65**	.77**	-.84**	-.84**											
21 Untri-democratic	3.61	1.27	-.18	-.24**	-.20**	.01	-.16	.37**	.32**	.12	.09	.45**	.05	.15	-.13	-.21**	.16	.33**	.40**	-.45**	.45**	.39**										
22 Democracy	5.14	1.23	.25**	.35**	.21**	.04	.27**	-.33**	-.37**	-.14	.06	-.36**	-.08	-.21**	.19**	.37**	-.06	-.29**	-.47**	.44**	-.44**	-.40**	-.33**									
23 Civil Rights	5.01	1.36	.25**	.36**	.24**	.06	.30**	-.35**	-.39**	-.16	.04	-.38**	-.07	-.22**	.20**	.38**	-.10	-.34**	-.51**	.49**	-.48**	-.44**	-.34**	.98**								
24 Political violence	1.89	1.18	-.02	-.01	.18	.34**	.18	.07	.14	-.11	-.18	.14	-.11	.01	.00	.12	-.11	.01	.17**	-.20**	.21**	.16**	.29**	.20**	-.17**							
25 Activism	2.39	1.22	.03	.05	.13	.20**	.11	.03	.02	.05	.01	.09	-.01	.07	-.04	.14	-.05	-.02	.06	-.05	.04	.00	.14	-.03	-.02	.35**						
26 Halacha	3.18	1.89	.05	-.10	-.05	.05	-.09	.20**	.15**	.09	.19**	.25**	-.06	.21**	-.16	-.18	.07	.27**	.26**	-.33**	.31**	.27**	.33**	-.17	-.18	.24**	.24**					
27 Dogmatism	2.86	1.07	-.15	-.18	-.01	.14	-.06	.21**	.25**	.07	-.06	.20**	-.01	.13	-.12	-.06	.03	.21**	.23**	-.31**	.31**	.23**	.39**	.22**	.22**	.47**	.14	.31**				
28 RWA	4.16	1.37	-.02	-.18	-.06	.01	-.05	.18	.18	.13	.14	.20**	.16	.11	-.11	-.21**	.13	.26**	.22**	-.35**	.32**	.31**	.31**	-.15	-.17	.12	-.05	.34**	.22**			
29 LWA	4.71	1.63	.09	.07	.14	.09	.22**	-.11	-.09	-.02	.02	-.15	.09	-.23**	.13	.25**	-.08	-.28**	-.24**	.26**	-.26**	-.25**	-.18	.30**	.31**	-.06	.04	-.28**	-.24**	-.01		
30 SDO	3.29	1.32	-.09	-.17**	-.19**	-.01	-.19**	.20**	.30**	.14	.08	.19**	.03	-.03	-.04	-.13	-.01	.16**	.22**	-.23**	.23**	.19**	.18**	.36**	-.37**	.16**	.06	.04	.22**	-.12	-.24**	

Note: **. Correlation is significant at the 0.01 level (2-tailed); *. Correlation is significant at the 0.05 level (2-tailed).

Wave 5 N=337

	Mean	SD	1	2	3	4	5	6	7	8	9	10	11	12	13	14	15	16	17	18	19	20	21	22	23	24	25	26	27	28	29				
1 Capabilities	3.69	1.58																																	
2 Warmth	3.62	1.77	.39**																																
3 Morality	2.33	1.49	.33**	.39**																															
4 Loyalty to the country	1.73	1.15	.24**	.28**	.64**																														
5 Feeling Thermometer	17.48	20.5	.25**	.29**	.50**	.47**																													
6 Hatred	4.48	1.9	-.26**	-.21**	-.43**	-.25**	-.51**																												
7 Contempt	4.16	2.16	-.30**	-.28**	-.36**	-.15**	-.39**	.73**																											
8 Anger	5.36	1.83	-.16**	-.15**	-.36**	-.34**	-.49**	.67**	.54**																										
9 Fear	4.75	2.06	.00	.02	-.12**	-.12**	-.28**	.35**	.22**	.41**																									
10 Disgust	4.44	2.08	-.31**	-.28**	-.45**	-.23**	-.47**	.74**	.72**	.58**	.26**																								
11 Disappointment	4.96	2.15	-.10	-.14**	-.22**	-.16**	-.20**	.35**	.35**	.45**	.32**	.37**																							
12 Treatment	46.38	27.89	-.03	-.08	-.16**	-.12**	-.01	.08	.06	.12	-.13**	.15**	.09																						
13 Justified	4.3	1.99	.02	.05	.03	.03	-.03	.07	.10	.09	.13**	.05	.10	-.50**																					
14 Openness to Political Other	2.46	1.39	.40**	.41**	.50**	.39**	.59**	-.43**	-.37**	-.32**	-.08	-.45**	-.19**	-.14**	.06																				
15 Threat Perceptions	5.18	1.56	-.15**	-.13**	-.36**	-.31**	-.39**	.43**	.33**	.41**	.23**	.37**	.27**	.18**	.04	-.31**																			
16 Dehumanization	4.66	1.65	-.25**	-.27**	-.38**	-.23**	-.42**	.56**	.51**	.50**	.16**	.57**	.31**	.17**	.03	-.51**	.54**																		
17 Policy Least Liked	3.89	1.64	-.33**	-.34**	-.39**	-.21**	-.48**	.57**	.57**	.45**	.14**	.61**	.28**	.17**	-.02	-.57**	.47**	.71**																	
18 Civil Rights least liked	3.93	1.84	.30**	.29**	.41**	.21**	.40**	-.56**	-.55**	-.41**	-.17**	-.55**	-.31**	-.20**	.01	.55**	-.50**	-.70**	-.81**																
19 Indirect Exclusion	4.02	1.85	-.29**	-.29**	-.39**	-.20**	-.42**	.57**	.56**	.43**	.16**	.57**	.30**	.19**	.00	-.55**	.51**	.71**	.85**	-.99**															
20 Exclusion	4.32	1.58	-.24**	-.25**	-.34**	-.20**	-.40**	.47**	.45**	.35**	.09	.48**	.21**	.20**	-.05	-.57**	.47**	.59**	.74**	-.81**	.82**														
21 Anti-democratic	3.32	1.14	-.13**	-.16**	-.09	.06	-.16**	.20**	.21**	.08	.04	.21**	-.03	.10	-.02	-.23**	.18**	.27**	.39**	-.36**	.37**	.41**													
22 Democracy	5.23	1.28	.21**	.27**	.12**	.05	.16**	-.19**	-.18**	-.07	-.05	-.21**	-.04	-.15**	.12**	.34**	-.10	-.22**	-.37**	-.38**	-.46**	-.29**													
23 Civil Rights	5.09	1.41	.22**	.27**	.14**	.08	.18**	-.21**	-.19**	-.10	-.07	-.24**	-.05	-.17**	.13**	.35**	-.15**	-.24**	-.38**	-.40**	-.40**	-.30**	.98**												
24 Political violence	1.9	1.21	-.08	-.04	.12**	.29**	.07	.10	.23**	-.02	-.02	.10	.08	-.05	.12**	.01	.00	.05	.16**	-.13**	.13**	.12**	.24**	-.22**	-.20**										
25 Activism	2.28	1.25	.04	.12**	.16**	.21**	.13**	.04	.09	-.01	-.04	.01	.02	-.02	.09	.19**	-.01	-.05	.01	.00	.01	-.07	.05	.00	.02	.42**									
26 Halacha	3.22	1.88	-.14**	-.01	-.09	.04	-.08	.16**	.12**	.02	-.01	.22**	-.05	.13**	-.07	-.19**	.11**	.25**	.31**	-.36**	.35**	.31**	.31**	-.13**	.12**	.15**	.05								
27 Dogmatism	2.73	1.15	-.18**	-.03	.01	.10	-.06	.17**	.23**	.07	.00	.21**	.07	.03	.00	-.16**	.12**	.27**	.34**	-.30**	.31**	.30**	.32**	-.26**	.25**	.34**	.17**	.27**							
28 RWA	4.06	1.4	-.10	-.12**	-.20**	-.07	-.14**	.22**	.23**	.18**	-.01	.28**	.17**	.15**	-.02	-.27**	.25**	.36**	.37**	-.38**	.38**	.41**	.35**	-.08	-.09	.07	-.09	.35**	.19**						
29 LWA	4.75	1.63	.07	.01	.03	.01	.00	.07	.08	.14**	.07	-.02	.22**	-.09	.07	.11**	.06	-.01	-.08	.07	-.05	-.07	-.08	.16**	.14**	.04	.01	-.27**	-.13**	.02					
30 SDO	3.05	1.29	-.11**	-.12**	-.08	.03	-.09	.13**	.14**	.05	-.05	.17**	-.02	.06	-.03	-.16**	.07	.16**	.25**	-.23**	.23**	.26**	.23**	-.37**	-.36**	.22**	.08	.15**	.30**	.00	-.27**				

Note: **. Correlation is significant at the 0.01 level (2-tailed); *. Correlation is significant at the 0.05 level (2-tailed).

8.3 LEFTISTS

Wave 1 N=253

	Mean	SD	1	2	3	4	5	6	7	8	9	10	11	12	13	14	15	16	17	18	19	20	21	22	23	24	25	
1 Capabilities	4.26	1.75																										
2 Warmth	2.46	1.50	.29**																									
3 Morality	2.47	1.53	.27**	.60**																								
4 Loyalty to the country	2.06	1.50	.21**	.51**	.58**																							
5 Feeling Thermometer	23.59	21.86	.21**	.54**	.54**	.55**																						
6 Hatred	3.53	2.11	-.23**	-.40**	-.32**	-.30**	-.43**																					
7 Contempt	4.29	2.23	-.19**	-.41**	-.41**	-.36**	-.54**	.64**																				
8 Anger	5.32	1.84	-.07	-.38**	-.39**	-.36**	-.49**	.48**	.53**																			
9 Fear	2.86	2.04	.02	-.08	-.23**	-.16**	-.13**	.27**	.30**	.24**																		
10 Disgust	4.43	2.15	-.16**	-.45**	-.49**	-.40**	-.50**	.67**	.71**	.54**	.35**																	
11 Disappointment	5.49	1.88	.06	-.18**	-.22**	-.22**	-.24**	.28**	.33**	.49**	.18**	.37**																
12 Openness to Political Other	4.12	1.76	.30**	.28**	.25**	.25**	.29**	-.43**	-.31**	-.11	-.11	-.34**	.06															
13 Threat Perceptions	5.21	1.55	-.03	-.29**	-.37**	-.47**	-.40**	.34**	.38**	.41**	.29**	.42**	.28**	-.13**														
14 Civil Rights least liked	2.82	1.68	-.26**	-.35**	-.34**	-.25**	-.30**	.47**	.41**	.31**	.24**	.46**	.08	-.49**	.33**													
15 Indirect Exclusion	2.67	1.64	-.27**	-.33**	-.30**	-.24**	-.29**	.47**	.41**	.30**	.23**	.45**	.07	-.50**	.32**	.98**												
16 Exclusion	3.16	1.64	-.25**	-.26**	-.23**	-.25**	-.24**	.47**	.35**	.28**	.19**	.43**	.08	-.63**	.37**	.77**	.79**											
17 Anti-democratic	3.36	1.24	-.11	-.14*	-.10	-.10	-.09	.23**	.22**	.09	.16	.26**	-.02	-.32**	.10	.34**	.37**	.40**										
18 Democracy	5.62	1.11	.11	.10	.02	.06	.03	-.18**	-.19**	-.07	-.05	-.20**	-.03	.32**	-.04	-.26**	-.28**	-.34**	-.22**									
19 Civil Rights	5.51	1.24	.12	.16*	.06	.12*	.09	-.23**	-.24**	-.12	-.07	-.24**	-.06	.34**	-.09	-.28**	-.30**	-.36**	-.20**	.98**								
20 Political violence	1.76	1.16	-.18**	-.14**	-.14**	-.09	-.01	.30**	.23**	.07	.12	.22**	-.05	-.28**	.07	.36**	.40**	.41**	.35**	-.29**	-.28**							
21 Activism	2.39	1.08	.10	-.16**	-.08	-.13*	-.12	.26**	.20**	.10	.13*	.19**	.02	-.10	.08	.28**	.27**	.18**	.14**	-.05	-.07	.27**						
22 Halacha	3.75	1.92	.11	-.26**	-.26**	-.24**	-.15**	.20**	.24**	.21**	.21**	.29**	.08	-.14**	.22**	.26**	.23**	.16**	.27**	.07	.04	.09	.19**					
23 Dogmatism	2.67	1.10	-.14**	-.18**	-.21**	-.14**	-.13**	.25**	.26**	.09	.20**	.27**	-.03	-.30**	-.15**	.33**	.34**	.36**	.37**	-.22**	-.24**	.34**	.31**	.22**				
24 RWA	4.54	1.42	-.11	-.15**	-.14**	-.04	-.13*	.20**	.18**	.15**	.13*	.18**	.05	-.28**	.06	.28**	.28**	.36**	.32**	-.10	-.10	.18**	.08	.29**	.23**			
25 LWA	4.70	1.70	.01	-.02	.08	.08	-.05	.07	-.02	.07	-.06	-.07	.14*	.07	-.04	-.09	-.07	-.03	-.19**	-.19**	.18**	-.01	.05	-.27**	-.15**	.05		
26 SDO	2.92	1.16	-.08	-.01	.02	-.05	-.02	.13*	.09	.08	.15*	.14*	-.01	-.06	.06	.07	.09	.11	.23**	-.25**	-.27**	.25**	.15**	.11	.22**	-.08	-.29**	

Note: **. Correlation is significant at the 0.01 level (2-tailed); *. Correlation is significant at the 0.05 level (2-tailed).

Wave 2 N=212

	Mean	SD	1	2	3	4	5	6	7	8	9	10	11	12	13	14	15	16	17	18	19	20	21	22	23	24	25	26	27	28	29
Capabilities	4.29	1.69																													
Warmth	2.73	1.55	.28**																												
Morality	2.63	1.71	.20**	.49**																											
Loyalty to the country	2.02	1.55	.18**	.55**	.62**																										
Feeling Thermometer	21.74	21.2	.09	.48**	.51**	.55**																									
Hatred	3.83	1.96	-.19**	-.41**	-.38**	-.41**	-.46**																								
Contempt	4.64	2.03	-.12	-.48**	-.40**	-.49**	-.49**	.62**																							
Anger	5.47	1.70	-.05	-.40**	-.39**	-.44**	-.52**	.61**	.55**																						
Fear	2.81	1.88	-.06	-.05	-.15**	-.12	-.10	.26**	.16**	.12																					
Disgust	4.63	2.06	-.14**	-.41**	-.52**	-.47**	-.59**	.68**	.67**	.65**	.26**																				
Disappointment	5.67	1.65	-.01	-.34**	-.30**	-.37**	-.43**	.32**	.45**	.55**	.10	.44**																			
Treatment	52.52	29.71	.08	.10	-.06	.07	.10	-.17	-.09	-.14**	.17	-.05	.00																		
Justified	3.86	2.27	-.03	-.02	.11	-.03	-.06	.25**	.14**	.20**	-.11	.11	.09	-.68**																	
Openness to Political Other	4.06	1.69	.26**	.22**	.40**	.35**	.27**	-.34**	-.22**	-.20**	-.16**	-.34**	-.04	.10	-.08																
Threat Perceptions	5.24	1.62	-.11	-.34**	-.42**	-.45**	-.46**	.38**	.44**	.49**	.13	.43**	.44**	.02	.03	-.21**															
Dehumanization	3.90	1.82	-.30**	-.45**	-.49**	-.45**	-.38**	.44**	.47**	.33**	.29**	.53**	.30**	.05	.04	-.47**	.49**														
Policy Least Liked	3.51	1.52	-.30**	-.38**	-.44**	-.39**	-.39**	.47**	.46**	.36**	.24**	.55**	.17**	.00	.03	-.51**	.34**	.71**													
Civil Rights least liked	4.87	1.73	.28**	.25**	.41**	.33**	.28**	-.41**	-.37**	-.27**	-.24**	-.46**	-.18**	-.01	-.08	.53**	-.30**	-.67**	-.76**												
Indirect Exclusion	3.00	1.71	-.30**	-.26**	-.38**	-.32**	-.26**	.40**	.36**	.26**	.25**	.46**	.17**	.01	.07	-.55**	.29**	.67**	.78**	-.98**											
Exclusion	3.72	1.55	-.33**	-.32**	-.52**	-.41**	-.33**	.44**	.34**	.31**	.20**	.51**	.18**	-.01	.10	-.62**	.39**	.67**	.72**	-.80**	.79**										
Unti-democratic	4.03	1.09	-.03	-.19**	-.26**	-.25**	-.21**	.26**	.29**	.29**	.16**	.38**	.13	.01	.05	-.19**	.24**	.36**	.39**	-.39**	.39**	.40**									
Democracy	5.26	1.22	.13	.06	.16**	.16**	.13	-.22**	-.14**	-.14**	-.17**	-.20**	.05	.05	-.03	.38**	-.04	-.22**	-.32**	.39**	-.39**	-.34**	-.27**								
Civil Rights	5.11	1.36	.11	.08	.16**	.18**	.14**	-.22**	-.17**	-.17**	-.15**	-.21**	.01	.03	-.02	.36**	-.08	-.21**	-.32**	.40**	-.40**	-.35**	-.30**	.98**							
Political violence	2.11	1.35	-.08	.04	-.03	-.01	.08	.29**	.13	.05	.10	.17**	-.07	.01	.11	-.22**	-.02	.14**	.25**	-.35**	.34**	.26**	.21**	-.10	-.10						
Activism	2.42	1.14	-.09	-.04	.01	.00	.02	.15**	.18**	.15**	.19**	.13	.10	-.12	.11	.05	.08	.09	.13	-.15**	.17**	.14**	.12	.09	.08	.30**					
Halacha	3.75	1.90	.09	-.12	-.27**	-.27**	-.16**	.28**	.16**	.25**	.03	.21**	.17**	-.03	.02	-.24**	.23**	.15**	.21**	-.18**	.18**	.22**	.30**	-.06	-.08	.23**	.13				
Dogmatism	2.96	1.14	-.07	-.15**	-.19**	-.14**	-.05	.37**	.30**	.18**	.14**	.30**	.10	.00	.13	-.25**	.07	.32**	.31**	-.36**	.35**	.29**	.36**	-.17**	-.16**	.36**	.16**	.31**			
RWA	4.81	1.39	-.09	-.18**	-.19**	-.07	-.04	.13	.10	.18**	.03	.13	.11	-.07	.12	-.09	.17	.28**	.21**	-.26**	.24**	.34**	.32**	.01	-.02	.11	.01	.26**	.16**		
LWA	4.94	1.54	-.10	-.08	.12	-.02	-.03	-.05	.11	.03	.06	.02	.20**	.01	.03	.08	.11	.17**	.03	-.03	.03	.07	.04	.21**	.19**	.06	.10	-.11	-.07	.24**	
SDO	3.03	1.25	-.14**	-.03	-.07	.00	-.03	.18**	.14**	.07	.23**	.16**	-.12	.05	.02	-.22**	.05	.12	.21**	-.25**	.27**	.20**	.18**	-.45**	-.46**	.13	.04	.00	.15**	-.02	-.18**

Note: **. Correlation is significant at the 0.01 level (2-tailed); *. Correlation is significant at the 0.05 level (2-tailed).

Wave 3 N=156

	Mean	SD	1	2	3	4	5	6	7	8	9	10	11	12	13	14	15	16	17	18	19	20	21	22	23	24	25	26	27	28	29
Capabilities	4.28	1.71																													
Warmth	2.6	1.58	.28**																												
Morality	2.73	1.66	.40**	.62**																											
Loyalty to the country	2.19	1.56	.35**	.58**	.67**																										
Feeling Thermometer	22.29	21.36	.19	.54**	.56**	.53**																									
Hatred	4.03	2.13	-.30**	-.27**	-.43**	-.38**	-.40**																								
Contempt	4.57	2.04	-.24**	-.29**	-.41**	-.40**	-.70**																								
Anger	5.24	1.84	-.27**	-.43**	-.47**	-.57**	-.59**	.68**																							
Fear	3.30	2.12	-.10	-.08	-.14	-.09	-.06	.33**	.24**	.27**																					
Disgust	4.64	2.06	-.26**	-.37**	-.50**	-.46**	-.45**	.77**	.74**	.68**	.26**																				
Disappointment	5.54	1.86	-.13	-.41**	-.49**	-.48**	-.44**	.40**	.44**	.66**	.24**	.50**																			
Treatment	47.75	28.47	.21**	.02	.00	.11	.10	-.02	-.06	-.08	.15	.00	.12																		
Justified	4.01	2.16	-.02	-.08	-.01	-.04	-.05	.00	.04	.10	.02	.04	.01	-.52**																	
Openness to Political Other	4.11	1.72	.29**	.32**	.38**	.40**	.43**	-.55**	-.48**	-.49**	-.08	-.51**	-.31**	.16*	.02																
Threat Perceptions	5.11	1.62	-.15	-.31**	-.45**	-.48**	-.37**	.35**	.40**	.48**	.18	.48**	.42**	-.10	.19*	-.36**															
Dehumanization	4.18	1.82	-.08	-.35**	-.44**	-.44**	-.42**	.50**	.40**	.47**	.16	.57**	.34**	-.04	.12	-.48**	.55**														
Policy Least Liked	3.46	1.56	-.15	-.24**	-.34**	-.32**	-.32**	.58**	.48**	.45**	.26	.53**	.28**	-.01	.08	-.58**	.44**	.65**													
Civil Rights least liked	4.97	1.71	.12	.15	.32**	.28**	.31**	-.52**	-.43**	-.40**	-.18	-.51**	-.27**	.05	-.11	.50**	-.47**	-.69**	-.76**												
Indirect Exclusion	2.92	1.72	-.12	-.13	-.30**	-.26**	-.28**	.54**	.44**	.39**	.16	.52**	.24**	-.09	.11	-.52**	.45**	.67**	.78**	-.98**											
Exclusion	3.50	1.54	-.21**	-.18*	-.36**	-.36**	-.35**	.58**	.51**	.48**	.08	.56**	.33**	-.07	.07	-.66**	.51**	.58**	.71**	-.77**	.78**										
Anti-democratic	3.9	1.22	-.11	-.18	-.15	-.08	-.23**	.22**	.11	.13	.14	.29**	.18	.18	-.18	-.36**	.14	.27**	.24**	-.27**	.26**	.32**									
Democracy	5.45	1.18	.15	.06	.11	.16*	.08	-.31**	-.27**	-.28**	-.11	-.33**	-.11	.05	-.02	.35**	-.24**	-.26**	-.42**	.45**	-.44**	-.44**	-.21**								
Civil Rights	5.36	1.26	.18	.08	.15	.21**	.11	-.33**	-.30**	-.31**	-.11	-.35**	-.12	.06	-.01	.36**	-.28**	-.31**	-.42**	.46**	-.45**	-.44**	-.23**	.98**							
Political violence	1.94	1.23	-.13	.15	.12	.16	.13	.27**	.18*	-.01	.12	.14	-.09	-.08	-.02	-.19*	.03	.13	.28**	-.30**	.32**	.30**	.25**	-.29**	-.28**						
Activism	2.50	1.26	-.04	.07	.14	.19*	.10	.20**	.10	.02	.22**	.04	-.08	-.02	.06	-.07	.03	.08	.15	-.18**	.22**	.11	.10	-.10	-.10	.52**					
Halacha	3.25	1.75	-.08	-.05	-.09	-.09	-.05	.18	.32**	.21**	.18	.20**	.20**	.07	.02	-.24**	.10	.10	.25**	-.32**	.30**	.31**	.18	-.13	-.13	.33**	.23**				
Dogmatism	2.86	1.22	.01	.00	.11	.06	-.01	.20**	.14	.12	.22**	.10	.03	.05	-.12	-.17*	.10	.21**	.37**	-.21**	.22**	.22**	.11	-.29**	-.30**	.35**	.33**	.09			
RWA	4.56	1.45	-.02	-.09	-.17	-.26**	-.08	.12	.14	.25**	.11	.22**	.21**	.15	-.01	-.16*	.19*	.22**	.34**	-.15	.15	.27**	.32**	-.02	-.06	-.09	-.10	.14	.16*		
LWA	4.71	1.69	.08	-.03	.02	-.09	-.15	.01	-.02	.10	-.10	.07	.05	.00	.17*	.07	.15	.11	.04	-.02	.03	.00	-.04	.10	.05	-.10	.00	-.24**	-.12	.17*	
SDO	3.05	1.17	.07	.07	.12	.17*	-.01	.07	.14	-.04	.07	-.01	-.04	.13	-.05	-.05	-.01	-.06	.18*	-.10	.12	.09	.22**	-.25**	-.23**	.27**	.25**	.14	.28**	-.06	-.23**

Note: **. Correlation is significant at the 0.01 level (2-tailed); *. Correlation is significant at the 0.05 level (2-tailed).

Wave 5 N=218

	Mean	SD	1	2	3	4	5	6	7	8	9	10	11	12	13	14	15	16	17	18	19	20	21	22	23	24	25	26	27	28	29
1 Capabilities	4.64	1.68																													
2 Warmth	2.61	1.52	.25**																												
3 Morality	2.75	1.58	.24**	.53**																											
4 Loyalty to the country	2.37	1.49	.22**	.50**	.58**																										
5 Feeling Thermometer	21.81	22.39	.16**	.43**	.40**	.55**																									
6 Hatred	3.57	2.12	-.21**	-.30**	-.29**	-.29**	-.45**																								
7 Contempt	4.36	2.24	-.20**	-.36**	-.31**	-.30**	-.46**	.63**																							
8 Anger	5.23	1.90	-.11	-.41**	-.34**	-.36**	-.41**	.52**	.56**																						
9 Fear	2.94	2.19	.16**	-.09	-.04	-.05	-.12	.33**	.26**	.31**																					
10 Disgust	4.33	2.19	-.12	-.37**	-.40**	-.38**	-.55**	.70**	.67**	.58**	.37**																				
11 Disappointment	5.70	1.73	.01	-.24**	-.20**	-.23**	-.26**	.25**	.42**	.52**	.23**	.34**																			
12 Treatment	55.16	30.98	.25**	.10	.12	.14	.17	-.18*	-.17	-.12	.01	-.14*	.03																		
13 Justified	3.85	2.22	-.13	-.05	-.13	-.09	-.11	.13	.13	.21**	.04	.14*	-.03	-.67**																	
14 Openness to Political Other	4.19	1.79	.35**	.33**	.29**	.34**	.36**	-.47**	-.33**	-.17*	-.13	-.39**	-.01	.24**	-.16*																
15 Threat Perceptions	5.01	1.71	.02	-.27**	-.20**	-.33**	-.46**	.30**	.39**	.36**	.27**	.44**	.35**	-.01	.07	-.07															
16 Dehumanization	3.98	1.86	-.24**	-.42**	-.36**	-.38**	-.43**	.62**	.47**	.37**	.17*	.58**	.23**	-.19**	.21**	-.40**	.39**														
17 Policy Least Liked	3.13	1.54	-.32**	-.38**	-.38**	-.39**	-.41**	.55**	.50**	.33**	.18*	.55**	.17*	-.26**	.24**	-.58**	.25**	.62**													
18 Civil Rights least liked	5.17	1.68	.23**	.24**	.28**	.26**	.32**	-.53**	-.41**	-.31**	-.28**	-.48**	-.17**	.29**	-.23**	.50**	-.31**	-.62**	-.64**												
19 Indirect Exclusion	2.67	1.67	-.26**	-.23**	-.26**	-.26**	-.32**	.53**	.41**	.29**	.25**	.48**	.17*	-.33**	.27**	-.52**	.30**	.63**	.66**	-.98**											
20 Exclusion	2.99	1.60	-.31**	-.26**	-.23**	-.36**	-.44**	.48**	.37**	.24**	.21**	.43**	.19*	-.34**	.25**	-.64**	.36**	.54**	.69**	-.73**	.76**										
21 Anti-democratic	3.54	1.11	-.13	-.10	-.10	-.11	-.26**	.21**	.19**	.08	.12	.19**	.05	-.17**	.17**	-.35**	.15*	.28**	.24**	-.25**	.26**	.30**									
22 Democracy	5.44	1.23	.24**	.02	.10	.12	.14	-.27**	-.12	-.03	-.14*	-.17*	.01	.18**	-.11	.35**	.02	-.29**	-.42**	.43**	-.45**	-.53**	-.15*								
23 Civil Rights	5.35	1.34	.21**	.03	.09	.13	.15	-.28**	-.12	-.05	-.15*	-.17*	-.02	.18**	-.13	.33**	-.01	-.30**	-.40**	.42**	-.44**	-.52**	-.14*	.98**							
24 Political violence	1.59	0.97	-.17**	.04	-.01	-.08	.02	.17**	.15**	-.02	-.02	.11	-.02	-.22**	.17**	-.25**	-.13	.20**	.29**	-.27**	.30**	.24**	.25**	-.26**	-.26**						
25 Activism	1.98	1.11	-.01	.00	-.01	.03	.10	.05	.02	-.02	-.07	.06	.03	-.11	.13	-.07	-.07	.04	.12	-.06	.07	.03	.06	.07	.07	.40**					
26 Halacha	3.55	1.87	-.06	-.16*	-.19**	-.04	-.08	.17**	.08	.12	.10	.16*	-.07	.07	.02	-.24**	.06	.12	.19**	-.20**	.16*	.14*	.20**	.00	.01	.05	.15*				
27 Dogmatism	2.83	1.12	-.30**	-.17*	-.23**	-.18**	-.18**	.40**	.27**	.11	.13	.34**	.06	-.20**	.16*	-.39**	.11	.41**	.48**	-.42**	.42**	.44**	.22**	-.31**	-.29**	.31**	.09	.19**			
28 RWA	4.45	1.37	-.10	-.22**	-.18**	-.13	-.16*	.20**	.11	.08	.16*	.03	.03	.01	-.37**	.16*	.27**	.24**	-.22**	.19**	.22**	.26**	.00	.01	.00	-.10	.28**	.05			
29 LWA	4.61	1.58	-.06	.05	.06	-.05	-.10	.12	.19**	.07	-.03	.08	.12	-.07	.03	.06	.04	.01	-.03	.15*	-.11	-.10	-.04	.15*	.12	.07	.00	-.32**	-.14*	-.03	
30 SDO	3.00	1.22	-.19**	.00	-.03	-.11	.04	.04	.03	.02	.04	.01	-.08	-.15*	.20**	-.06	.00	.10	.16*	-.10	.11	.15*	.08	-.33**	-.33**	.19**	.04	.07	.17**	-.09	-.12

Note: **. Correlation is significant at the 0.01 level (2-tailed); *. Correlation is significant at the 0.05 level (2-tailed).

8.4 RIGHTISTS

Wave 1 N=84

	Mean	SD	1	2	3	4	5	6	7	8	9	10	11	12	13	14	15	16	17	18	19	20	21	22	23	24	25
1 Capabilities	4.55	1.51																									
2 Warmth	3.54	1.85	.26*																								
3 Morality	3.08	1.58	.30**	.62**																							
4 Loyalty to the country	4.75	1.59	.37**	.42**	.31**																						
5 Feeling Thermometer	33.94	23.34	.20	.36**	.66**	.33**																					
6 Hatred	3.07	1.91	-.30**	-.20	-.38**	-.18	-.42**																				
7 Contempt	3.70	1.99	-.20	-.14	-.39**	-.24*	-.45**	.69**																			
8 Anger	4.73	1.87	-.21	-.21	-.51**	-.03	-.50**	.52**	.50**																		
9 Fear	3.38	1.93	-.01	-.17	-.20	-.18	-.27*	.52**	.50**	.47**																	
10 Disgust	3.93	2.10	-.21	-.16	-.55**	-.15	-.54**	.68**	.70**	.70**	.56**																
11 Disappointment	4.86	1.99	-.09	-.30**	-.36**	.04	-.38**	.29**	.28**	.45**	.20	.32**															
12 Openness to Political Other	4.58	1.88	.31**	.56**	.48**	.37**	.38**	-.47**	-.20	-.20	-.14	-.26**	-.34**														
13 Threat Perceptions	4.19	1.76	-.15	-.39**	-.50**	-.19	-.44**	.37**	.31**	.58**	.41**	.49**	.49**	-.49**													
14 Civil Rights least liked	2.40	1.50	-.31**	-.39**	-.31**	-.19	-.14	.57**	.35**	.26**	.30**	.33**	.22*	-.67**	.38**												
15 Indirect Exclusion	2.35	1.57	-.34**	-.37**	-.33**	-.19	-.17	.60**	.39**	.28**	.32**	.37**	.22*	-.66**	.38**	.99**											
16 Exclusion	2.87	1.68	-.27**	-.38**	-.39**	-.17	-.26**	.48**	.29**	.28**	.32**	.35**	.28**	-.71**	.51**	.82**	.84**										
17 Unti-democratic	2.92	1.4	.05	-.18	-.07	-.13	.04	.19	.16	-.03	.18	.14	-.17	-.39**	.07	.52**	.52**	.44**									
18 Democracy	6.12	1.04	-.11	-.18	-.28**	-.05	-.24*	.07	-.01	.05	-.03	-.01	.22*	.00	.15	-.16	-.14	-.11	-.29**								
19 Civil Rights	6.21	1.09	-.07	-.17	-.28**	-.06	-.25*	.07	.03	.07	.00	.01	.19	.04	.13	-.17	-.15	-.13	-.28**	.98**							
20 Political violence	1.67	1.24	-.04	.07	.12	-.12	.17	.26**	.19	.01	.18	.08	-.10	-.12	.02	.48**	.47**	.26**	.34**	-.39**	-.38**						
21 Activism	2.58	1.16	-.25**	-.16	-.09	-.16	.03	.32**	.33**	.23*	.37**	.20	.12	-.20	.18	.45**	.46**	.30**	.21	-.27**	-.27**	.57**					
22 Halacha	2.76	1.72	-.12	-.22*	-.16	-.17	-.07	.40**	.11	.12	.20	.13	.26**	-.57**	.41**	.62**	.62**	.66**	.32**	-.05	-.08	.38**	.26*				
23 Dogmatism	2.58	1.16	-.20	-.05	-.04	-.08	-.05	.33**	.17	.08	.13	.18	.17	-.36**	.31**	.56**	.56**	.42**	.21	-.18	-.19	.33**	.28*	.46**			
24 RWA	3.59	1.44	.00	-.06	.04	-.04	.06	-.03	-.15	-.16	.00	-.12	-.01	-.31**	.24**	.32**	.28**	.37**	.37**	-.05	-.09	.06	-.14	.49**	.21		
25 LWA	4.63	1.99	.13	.30**	.18	.12	.06	-.12	.02	-.01	.06	-.11	-.21	.58**	-.34**	-.45**	-.43**	-.52**	-.27**	.04	.09	-.16	.05	-.33**	-.30**	-.25**	
26 SDO	2.29	1.23	-.09	.29**	.46**	.03	.46**	-.04	-.20	-.30**	-.07	-.18	-.20	.00	-.26**	.11	.11	.08	.19	-.46**	-.47**	.19	.17	.10	.28**	.01	-.11

Note: **. Correlation is significant at the 0.01 level (2-tailed); *. Correlation is significant at the 0.05 level (2-tailed).

Wave 3 N=80

	Mean	SD	1	2	3	4	5	6	7	8	9	10	11	12	13	14	15	16	17	18	19	20	21	22	23	24	25	26	27	28	29				
1 Capabilities	4.26	1.50																																	
2 Warmth	3.60	1.78	.46**																																
3 Morality	3.13	1.63	.38**	.64**																															
4 Loyalty to the country	4.46	1.79	.58**	.49**	.55**																														
5 Feeling Thermometer	30.21	24.15	.32**	.46**	.63**	.47**																													
6 Hatred	2.90	1.75	-.22	-.25*	-.25*	-.16	-.28*																												
7 Contempt	3.65	1.82	-.08	-.15	-.18	-.12	-.17	.53**																											
8 Anger	4.45	1.58	-.08	.00	-.22	.01	-.33**	.48**	.54**																										
9 Fear	4.22	1.90	.22	.03	-.10	.09	-.09	.33**	.40**	.49**																									
10 Disgust	3.55	1.97	-.08	-.20	-.15	-.17	-.12	.60**	.55**	.44**	.17																								
11 Disappointment	4.78	1.86	-.14	-.18	-.24*	-.07	-.44**	.28*	.41**	.58**	.46**	.29**																							
12 Treatment	53.08	32.2	.20	.33**	.24*	.49**	.32**	.03	.14	.20	.14	-.04	-.04																						
13 Justified	3.88	1.79	-.19	-.03	.03	.06	.04	-.10	-.06	-.08	-.10	.15	-.08	-.10																					
14 Openness to Political Other	4.40	1.76	.34**	.57**	.43**	.49**	.48**	-.42**	-.27**	-.10	-.04	-.37**	-.17	.42**	-.03																				
15 Threat Perceptions	4.49	1.59	.07	-.13	-.20	-.07	-.07	.16	.25*	.21	.14	.36**	.20	-.13	.26*	-.09																			
16 Dehumanization	3.55	1.85	-.06	-.37**	-.28*	-.15	-.23*	.39**	.32**	.19	.18	.39**	.26*	-.07	.13	-.55**	.18																		
17 Policy Least Liked	2.96	1.25	-.09	-.37**	-.10	-.16	-.05	.37**	.23*	.01	-.04	.43**	-.02	-.18	.13	-.58**	.22	.66**																	
18 Civil Rights least liked	5.41	1.52	.10	.38**	.15	.25*	.04	-.40**	-.23*	-.02	-.09	-.44**	-.08	.29*	-.17	.52**	-.24*	.70**	.78**																
19 Indirect Exclusion	2.47	1.48	-.08	-.33**	-.11	-.18	.02	.42**	.22	.03	.06	.44**	.02	-.24*	.19	-.49**	.27*	.68**	.81**	-.98**															
20 Exclusion	3.04	1.75	-.11	-.44**	-.20	-.27*	-.04	.43**	.26*	-.03	.13	.42**	.04	-.22	.22*	-.62**	.34**	.61**	.78**	.79**	.81**														
21 Anti-democratic	2.79	1.19	.16	.00	.24*	.06	.31**	-.04	-.22	-.39**	-.15	.10	-.33**	-.14	.30**	-.09	.08	.19	.46**	-.38**	.40**	.37**													
22 Democracy	6.15	1.01	.10	-.10	-.11	-.05	-.22	.00	.10	.10	-.01	.05	.30**	.06	-.01	-.07	.25*	.13	-.09	-.01	-.05	-.03	-.15												
23 Civil Rights	6.22	1.05	.09	-.08	-.13	-.06	-.23*	-.01	.10	.11	-.02	.07	.29*	.06	-.01	-.03	.30**	.12	-.11	.01	-.06	-.05	-.19	.98**											
24 Political violence	1.92	1.22	.01	.07	.23	.07	.27*	.17	.06	-.19	-.01	.14	-.12	-.08	-.01	-.07	.09	.26*	.51**	-.50**	.54**	.39**	.44**	-.32**	-.30*										
25 Activism	2.47	1.05	.15	.16	.20	.27*	.18	.17	.17	.16	.04	.16	.05	.19	.03	.08	.18	.05	.09	-.11	.17	-.02	-.13	-.04	.00	.26*									
26 Halacha	2.70	1.67	-.09	-.19	.02	-.19	.01	.18	.07	-.12	.01	.24*	.06	-.25*	-.07	-.47**	.03	.47**	.64**	-.59**	.58**	.55**	.31**	-.11	-.14	.55**	.12								
27 Dogmatism	2.85	1.02	.02	.09	.11	-.06	.29*	.12	.13	-.13	-.12	.21	-.24*	.09	.18	-.12	.12	.31**	.52**	-.37**	.42**	.34**	.45**	-.20	-.16	.44**	.23	.22							
28 RWA	3.80	1.61	-.10	-.13	.03	-.23*	.14	-.02	.07	-.13	.07	.16	.05	-.13	-.05	-.23*	.00	.30**	.35**	-.37**	.33**	.32**	.27*	.05	.01	.35**	.01	.45**	.33**						
29 LWA	4.65	1.93	.12	.41**	.19	.24*	.07	-.10	-.01	.27*	.16	-.15	.23*	.37**	-.16	.44**	-.13	-.23*	-.38**	.36**	-.37**	-.37**	-.31**	.18	.16	-.21	.10	-.28*	-.22	-.06					
30 SDO	2.30	1.18	.06	.18	.27*	.26*	.31**	.17	.08	-.10	.13	.17	-.21	.00	.15	-.02	-.03	.10	.28*	-.21	.29*	.20	.42**	-.51**	-.50**	.55**	.12	.21	.45**	.13	-.18				

Note: **. Correlation is significant at the 0.01 level (2-tailed); *. Correlation is significant at the 0.05 level (2-tailed).

Wave 5 N=77

	Mean	SD	1	2	3	4	5	6	7	8	9	10	11	12	13	14	15	16	17	18	19	20	21	22	23	24	25	26	27	28	29					
1 Capabilities	4.51	1.68																																		
2 Warmth	4.19	1.94	.44**																																	
3 Morality	3.55	1.87	.65**	.69**																																
4 Loyalty to the country	4.55	1.97	.58**	.61**	.67**																															
5 Feeling Thermometer	38.00	26.52	.42**	.50**	.59**	.50**																														
6 Hatred	3.17	1.91	-.25**	-.51**	-.36**	-.48**	-.53**																													
7 Contempt	3.40	1.92	-.36**	-.51**	-.54**	-.41**	-.57**	.72**																												
8 Anger	4.30	2.14	-.25**	-.29**	-.42**	-.23**	-.49**	.53**	.63**																											
9 Fear	3.49	2.13	-.25**	-.27**	-.34**	-.30**	-.42**	.44**	.62**	.45**																										
10 Disgust	3.55	2.02	-.34**	-.46**	-.53**	-.51**	-.59**	.69**	.77**	.53**	.60**																									
11 Disappointment	4.55	2.07	-.25**	-.18**	-.36**	-.22**	-.52**	.41**	.46**	.62**	.39**	.56**																								
12 Treatment	54.39	28.32	.01	-.05	-.24**	-.12	-.28**	.06	.10	.32**	.07	.23**	.34**																							
13 Justified	3.77	1.84	.06	.10	.17	.28**	-.05	-.01	.08	.30**	.17	-.01	.19	.03																						
14 Openness to Political Other	4.70	1.93	.42**	.73**	.50**	.55**	.50**	-.60**	-.47**	-.29**	-.33**	-.57**	-.30**	.05	.08																					
15 Threat Perceptions	4.04	1.80	-.27**	-.49**	-.49**	-.53**	-.60**	.52**	.54**	.40**	.44**	.62**	.45**	.20	-.07	-.49**																				
16 Dehumanization	3.18	1.80	-.28**	-.58**	-.42**	-.45**	-.42**	.68**	.57**	.36**	.51**	.62**	.34**	.11	.06	-.72**	.53**																			
17 Policy Least Liked	2.82	1.42	-.32**	-.56**	-.32**	-.45**	-.36**	.62**	.50**	.26**	.39**	.48**	.20	-.06	.04	-.72**	.37**	.76**																		
18 Civil Rights least liked	5.49	1.49	.39**	.58**	.38**	.56**	.39**	-.62**	-.50**	-.27**	-.41**	-.49**	-.17	.04	.03	.70**	-.39**	-.73**	-.81**																	
19 Indirect Exclusion	2.47	1.55	-.34**	-.58**	-.36**	-.52**	-.39**	.66**	.52**	.31**	.42**	.49**	.19	-.04	-.01	-.72**	.37**	.76**	.84**	-.98**																
20 Exclusion	2.77	1.68	-.30**	-.67**	-.34**	-.47**	-.46**	.66**	.51**	.30**	.36**	.55**	.20	-.05	-.02	-.82**	.48**	.77**	.81**	-.82**	.84**															
21 Anti-democratic	2.82	1.27	.07	-.24**	.12	-.19	.00	.27**	.08	-.21	.12	.04	-.28**	-.24**	-.14	-.38**	-.01	.31**	.40**	-.46**	.48**	.48**														
22 Democracy	5.90	1.01	.08	.02	-.09	.16	-.22	-.10	.02	.08	-.09	.03	.18	.19	.06	.12	.22	-.06	-.18	.34**	-.34**	-.14	-.40**													
23 Civil Rights	5.94	1.03	.09	.05	-.07	.17	-.21	-.10	-.01	.09	-.11	.01	.17	.19	.09	.15	.18	-.08	-.19	.35**	-.34**	-.15	-.42**	.98**												
24 Political violence	2.20	1.35	-.05	-.11	-.04	.03	-.02	.26**	.21	.18	.23**	.19	.01	-.05	.09	-.14	.13	.27**	.30**	-.48**	.48**	.27**	.20	-.40**	-.37**											
25 Activism	2.94	1.15	-.13	-.02	-.04	-.11	-.24**	.36**	.26**	.36**	.43**	.38**	.42**	.13	.20	-.15	.27**	.30**	.27**	-.37**	.38**	.26**	.01	-.13	-.12	.50**										
26 Halacha	2.77	1.86	.08	-.21	.12	-.12	.11	.15	.08	-.15	-.02	.08	-.28**	-.33**	-.26**	-.37**	.02	.26**	.32**	-.44**	.44**	.41**	.55**	-.25**	-.26**	.29**	-.04									
27 Dogmatism	2.90	1.16	-.07	-.11	.08	-.14	-.03	.24**	.10	-.09	.18	.11	-.11	-.18	-.06	-.31**	.10	.30**	.38**	-.49**	.47**	.33**	.43**	-.27**	-.27**	.41**	.21	.52**								
28 RWA	3.58	1.56	.10	-.16	.09	-.06	.12	.13	.08	-.19	.00	-.03	-.23**	-.16	-.18	-.22	.06	.31**	.25**	-.29**	.32**	.33**	.61**	-.07	-.09	.14	-.15	.53**	.30**							
29 LWA	5.03	1.74	.08	.40**	.10	.16	.02	-.16	-.03	.09	-.05	-.16	.15	.27**	.08	.54**	-.01	-.28**	-.41**	.35**	-.36**	-.45**	-.39**	.18	.15	-.02	.19	-.46**	-.17	-.20						
30 SDO	2.76	1.21	.09	.05	.18	.05	.08	.10	.04	-.25**	.11	.09	-.23**	-.35**	-.10	-.03	-.07	.09	.19	-.28**	.28**	.16	.39**	-.40**	-.40**	.35**	.03	.37**	.36**	.07	-.16					

Note: **. Correlation is significant at the 0.01 level (2-tailed); *. Correlation is significant at the 0.05 level (2-tailed).

8.5 ULTRA-ORTHODOX

Wave 1 N=452

	Mean	SD	1	2	3	4	5	6	7	8	9	10	11	12	13	14	15	16	17	18	19	20	21	22	23	24	25
1 Capabilities	3.87	1.63																									
2 Warmth	3.56	1.62	.47**																								
3 Morality	3.34	1.56	.47**	.62**																							
4 Loyalty to the country	2.46	1.41	.12*	.18**	.24**																						
5 Feeling Thermometer	30.34	19.17	.27**	.31**	.41**	.33**																					
6 Hatred	2.98	1.79	-.26**	-.30**	-.38**	-.10*	-.43**																				
7 Contempt	3.46	1.83	-.28**	-.28**	-.33**	-.20**	-.45**	.59**																			
8 Anger	4.71	1.80	-.11*	-.22**	-.36**	-.33**	-.45**	.50**	.51**																		
9 Fear	3.10	1.92	-.09	-.27**	-.29**	-.05	-.17*	.39**	.36**	.28**																	
10 Disgust	3.64	1.95	-.27**	-.37**	-.43**	-.21**	-.49**	.65**	.69**	.55**	.39**																
11 Disappointment	4.85	1.88	-.04	-.11*	-.30**	-.19**	-.32**	.33**	.38**	.58**	.19**	.37**															
12 Openness to Political Other	4.10	1.68	.48**	.45**	.46**	.17**	.42**	-.37**	-.33**	-.17*	-.25**	-.41**	-.07														
13 Threat Perceptions	3.64	1.53	-.23**	-.28**	-.42**	-.26**	-.40**	.43**	.43**	.39**	.36**	.47**	.36**	-.30**													
14 Civil Rights least liked	2.72	1.14	-.33**	-.31**	-.35**	-.05	-.24**	.41**	.37**	.26**	.31**	.39**	.21**	-.42**	.43**												
15 Indirect Exclusion	2.45	1.11	-.35**	-.33**	-.34**	-.03	-.22**	.43**	.37**	.24**	.32**	.39**	.19**	-.44**	.42**	.97**											
16 Exclusion	2.59	1.30	-.34**	-.37**	-.38**	-.07	-.24**	.42**	.35**	.19**	.27**	.43**	.17**	-.53**	.41**	.71**	.74**										
17 Unti-democratic	2.63	1.21	-.30**	-.31**	-.23**	.09	-.07	.28**	.21**	.05	.22**	.25**	.00	-.38**	.17**	.36**	.38**	.45**									
18 Democracy	6.05	0.86	.05	.03	-.02	.00	-.06	-.06	-.10*	.08	-.01	-.05	.05	.16**	.03	-.14**	-.15**	-.22**	-.25**								
19 Civil Rights	6.10	0.92	.10*	.06	.01	.01	-.04	-.08	-.13**	.06	-.02	-.09	.04	.19**	.01	-.18**	-.18**	-.26**	-.28**	.97**							
20 Political violence	1.61	1.05	-.13*	-.14**	-.11*	.07	.07	.18**	.14**	-.04	.13**	.13**	-.08	-.18**	.12**	.35**	.40**	.40**	.32**	-.25**	-.26**						
21 Activism	2.49	1.08	.00	.10*	.05	.09	.10*	.00	.02	.06	.01	.05	-.03	.06	.05	.12**	.15**	.06	.08	.07	.09	.31**					
22 Halacha	2.12	1.51	-.30**	-.34**	-.25**	.15**	-.01	.22**	.15**	-.06	.22**	.19**	-.07	-.33**	.07	.35**	.40**	.38**	.47**	-.12*	-.13**	.38**	.15**				
23 Dogmatism	2.46	1.05	-.23**	-.15**	-.13**	.11*	.03	.26**	.19**	.01	.16**	.19**	-.07	-.23**	.09	.30**	.36**	.33**	.34**	-.18**	-.19**	.42**	.16**	.40**			
24 RWA	3.55	1.42	-.32**	-.29**	-.25**	.03	-.03	.17**	.12**	.03	.12**	.22**	.04	-.41**	.09	.27**	.30**	.41**	.45**	-.06	-.09	.17**	-.08	.46**	.27**		
25 LWA	5.08	1.86	.19**	.32**	.20**	-.11*	.03	-.12*	-.10*	.10*	-.22**	-.11*	.07	.36**	.02	-.16**	-.19**	-.23**	-.40**	.16**	.16**	-.13**	.14**	-.42**	-.28**	-.33**	
26 SDO	2.54	1.13	-.10*	.06	.03	.04	.07	.09	.13**	-.01	.02	.04	-.08	-.04	.01	.07	.10*	.06	.20**	-.32**	-.35**	.25**	.02	.11*	.29**	.02	-.13**

Note: **. Correlation is significant at the 0.01 level (2-tailed); *. Correlation is significant at the 0.05 level (2-tailed).

Wave 3 N=256

	Mean	SD	1	2	3	4	5	6	7	8	9	10	11	12	13	14	15	16	17	18	19	20	21	22	23	24	25	26	27	28	29	30					
1 Capabilities	3.79	1.73																																			
2 Warmth	3.50	1.66	.50**																																		
3 Morality	3.34	1.64	.47**	.60**																																	
4 Loyalty to the country	2.58	1.45	.25**	.33**	.46**																																
5 Feeling Thermometer	28.16	23.87	.41**	.50**	.52**	.42**																															
6 Hatred	3.05	1.90	-.36**	-.39**	-.40**	-.21**	-.42**																														
7 Contempt	3.59	1.99	-.37**	-.38**	-.38**	-.31**	-.51**	.58**																													
8 Anger	4.51	1.90	-.19**	-.24**	-.31**	-.36**	-.46**	.48**	.48**																												
9 Fear	2.89	1.95	-.18**	-.19**	-.26**	-.05	-.30**	.38**	.36**	.39**																											
10 Disgust	3.76	2.13	-.39**	-.48**	-.51**	-.29**	-.54**	.69**	.64**	.47**	.37**																										
11 Disappointment	4.57	2.02	-.18**	-.12	-.23**	-.25**	-.38**	.39**	.40**	.55**	.29**	.44**																									
12 Treatment	43.25	25.31	.00	-.04	.02	.19**	.12	.01	-.09	-.01	.04	-.07	-.04																								
13 Justified	4.21	1.79	.00	.03	-.07	-.09	-.17**	.04	.11	.19**	.00	.07	.12	-.27**																							
14 Openness to Political Other	4.09	1.87	.44**	.53**	.46**	.20**	.49**	-.45**	-.43**	-.17**	-.31**	-.51**	-.23**	.01	.04																						
15 Threat Perceptions	3.80	1.70	-.22**	-.32**	-.44**	-.28**	-.37**	.45**	.44**	.36**	.33**	.47**	.39**	.10	.14	-.35**																					
16 Dehumanization	3.55	1.69	-.42**	-.55**	-.54**	-.32**	-.51**	.51**	.46**	.38**	.34**	.56**	.30**	.04	.08	-.58**	.51**																				
17 Policy Least Liked	2.74	1.38	-.39**	-.48**	-.46**	-.12	-.36**	.51**	.48**	.20**	.39**	.49**	.22**	.02	.00	-.66**	.47**	.64**																			
18 Civil Rights least liked	5.23	1.26	.38**	.43**	.44**	.17**	.38**	-.45**	-.41**	-.32**	-.39**	-.47**	-.28**	-.07	-.05	.51**	-.45**	-.62**	-.76**																		
19 Indirect Exclusion	2.54	1.25	-.39**	-.45**	-.44**	-.14	-.36**	.49**	.42**	.30**	.39**	.48**	.26**	.06	-.01	-.54**	.42**	.64**	.78**	-.97**																	
20 Exclusion	2.66	1.50	-.38**	-.45**	-.41**	-.12	-.33**	.48**	.40**	.19**	.25**	.47**	.25**	-.02	.05	-.67**	.50**	.66**	.74**	-.68**	.71**																
21 Unti-democratic	2.79	1.27	-.23**	-.21**	-.14**	.06	-.04	.22**	.22**	-.05	.08	.19**	-.06	-.05	.01	-.46**	.07	.28**	.47**	-.41**	.43**	.49**															
22 Democracy	5.87	0.94	.03	.02	-.07	-.08	-.05	-.07	-.02	.08	-.03	-.05	.08	-.01	.02	.16**	.02	-.06	-.16**	.18**	-.18**	-.19**	-.37**														
23 Civil Rights	5.91	0.99	.03	.04	-.06	-.07	-.05	-.08	-.05	.07	-.05	-.06	.06	-.01	.03	.17**	.00	-.08	-.18**	.21**	-.21**	-.21**	-.40**	.98**													
24 Political violence	1.79	1.18	-.17**	-.15**	-.12	.10	.02	.25**	.21**	.10	.14	.27**	.07	.00	.05	-.30**	.11	.26**	.43**	-.40**	.42**	.39**	.41**	-.30**	-.31**												
25 Activism	2.46	1.11	-.02	-.07	-.08	.04	.07	.05	.06	.11	.13	.08	.12	.09	-.05	-.05	.12	.04	.22**	-.16**	.18**	.09	.07	-.09	-.07	.40**											
26 Halacha	2.16	1.51	-.10	-.13	.02	.25**	.11	.19**	.04	-.14	.16**	.16**	-.08	-.05	-.08	-.26**	.01	.11	.34**	-.19**	.25**	.31**	.39**	-.16**	-.16**	.47**	.25**										
27 Dogmatism	2.68	1.05	-.08	-.18**	-.08	.04	-.02	.30**	.22**	.06	.18**	.20**	-.03	.11	-.12	-.32**	.20**	.31**	.41**	-.25**	.29**	.39**	.45**	-.20**	-.20**	.46**	.25**	.26**									
28 RWA	3.64	1.49	-.17**	-.20**	-.13**	.06	-.02	.20**	.15**	.02	.08	.22**	.06	-.08	.01	-.35**	.06	.30**	.32**	-.24**	.24**	.35**	.55**	-.10	-.13	.34**	.03	.37**	.35**								
29 LWA	5.21	1.77	.14**	.21**	.10	-.05	.01	-.05	.02	.21**	-.06	-.02	.15**	.07	.26**	.33**	.08	-.19**	-.29**	.17**	-.23**	-.21**	-.31**	.14	.14	-.17**	.05	-.40**	-.22**	-.22**							
30 SDO	2.64	1.14	.01	-.13**	.06	.04	.09	.16**	.14**	-.03	-.02	.02	-.10	-.14**	-.05	-.10	-.02	.00	.11	-.08	.11	.13	.32**	-.34**	-.34**	.30**	.07	.20**	.30**	.15**	-.28**						

Note: **. Correlation is significant at the 0.01 level (2-tailed); *. Correlation is significant at the 0.05 level (2-tailed).

Wave 5 N=433

	Mean	SD	1	2	3	4	5	6	7	8	9	10	11	12	13	14	15	16	17	18	19	20	21	22	23	24	25	26	27	28	29
1 Capabilities	4.01	1.83																													
2 Warmth	3.78	1.67	.54**																												
3 Morality	3.69	1.75	.53**	.63**																											
4 Loyalty to the country	2.54	1.65	.36**	.38**	.53**																										
5 Feeling Thermometer	31.05	26.45	.44**	.49**	.58**	.45**																									
6 Hatred	3.07	1.85	-.35**	-.35**	-.45**	-.37**	-.56**																								
7 Contempt	3.56	1.99	-.39**	-.39**	-.48**	-.44**	-.55**	.67**																							
8 Anger	4.73	2.00	-.26**	-.30**	-.44**	-.46**	-.55**	.57**	.53**																						
9 Fear	2.99	1.99	-.17*	-.27**	-.28**	-.22**	-.32**	.41**	.35**	.44**																					
10 Disgust	3.64	2.00	-.42**	-.42**	-.50**	-.44**	-.60**	.72**	.76**	.56**	.39**																				
11 Disappointment	4.96	2.01	-.28**	-.29**	-.38**	-.42**	-.42**	.41**	.34**	.66**	.30**	.38**																			
12 Treatment	43.25	25.86	.03	.01	-.07	-.04	-.01	.06	.02	.08	.08	.05	.10*																		
13 Justified	4.09	1.86	-.11*	-.10*	-.12*	-.25**	-.27**	.14**	.18**	.29**	.11*	.15**	.27**	-.25**																	
14 Openness to Political Other	4.14	1.80	.45**	.48**	.45**	.37**	.52**	-.52**	-.51**	-.32**	-.26**	-.52**	-.27**	.03	-.09																
15 Threat Perceptions	4.21	1.81	-.30**	-.33**	-.43**	-.38**	-.49**	.44**	.39**	.51**	.45**	.45**	.41**	.09	.18**	-.36**															
16 Dehumanization	3.20	1.61	-.45**	-.48**	-.51**	-.34**	-.46**	.50**	.50**	.39**	.26**	.51**	.33**	-.01	.12*	-.58**	.38**														
17 Policy Least Liked	2.55	1.35	-.41**	-.45**	-.46**	-.29**	-.45**	.53**	.47**	.35**	.36**	.53**	.26**	-.05	-.04	-.58**	.40**	.66**													
18 Civil Rights least liked	5.26	1.21	.42**	.44**	.44**	.31**	.44**	-.46**	-.43**	-.40**	-.33**	-.45**	-.34**	.02	-.08	.49**	-.43**	-.60**	-.68**												
19 Indirect Exclusion	2.45	1.17	-.41**	-.45**	-.43**	-.29**	-.43**	.47**	.44**	.36**	.32**	.45**	.28**	-.05	.03	-.50**	.39**	.61**	.73**	-.98**											
20 Exclusion	2.51	1.39	-.35**	-.44**	-.39**	-.22**	-.37**	.47**	.43**	.28**	.36**	.44**	.22**	-.06	-.07	-.61**	.43**	.53**	.69**	-.69**	.72**										
21 Anti-democratic	2.56	1.15	-.12*	-.17**	-.02	.08	.10*	.06	.11*	-.12*	.06	.08	-.13**	-.14**	-.17**	-.20**	-.02	.18**	.27**	-.21**	.25**	.36**									
22 Democracy	5.98	0.91	.12*	.04	.06	.07	.05	-.16**	-.18**	-.05	-.04	-.12*	-.01	-.01	.08	.15**	-.02	-.02	-.13**	.20**	-.20**	-.24**	-.27**								
23 Civil Rights	6.01	0.99	.12*	.04	.06	.06	.05	-.16**	-.19**	-.05	-.03	-.13**	-.03	.01	.07	.16**	-.02	-.04	-.15**	.21**	-.21**	-.25**	-.29**	.98**							
24 Political violence	1.82	1.12	-.16**	-.10*	-.09	-.06	-.12*	.24**	.24**	.09	.14**	.22**	.05	-.05	.03	-.16**	.20**	.15**	.29**	-.28**	.29**	.26**	.26**	-.26**	-.26**						
25 Activism	2.85	1.12	-.10*	-.08	-.13**	-.17**	-.11*	.15**	.14**	.25**	.17**	.14**	.24**	-.01	.24**	.01	.22**	.05	.12*	-.13**	.12*	-.01	-.11*	.07	.06	.25**					
26 Halacha	2.06	1.54	.08	.04	.17**	.22**	.30**	-.06	-.05	-.29**	-.06	-.06	-.29**	-.20**	-.27**	-.02	-.13**	.01	.11*	.03	.03	.18**	.43**	-.14**	-.14**	.14**	-.10*				
27 Dogmatism	2.44	1.00	-.17**	-.18**	-.17**	-.08	-.11*	.24**	.25**	.10*	.21**	.26**	.04	-.08	-.05	-.20**	.11*	.26**	.35**	-.28**	.32**	.33**	.31**	-.23**	-.24**	.35**	.07	.22**			
28 RWA	3.28	1.45	.07	.06	.13**	.21**	.23**	-.04	-.01	-.22**	-.04	-.03	-.20**	-.10*	-.16**	-.05	-.10*	.13**	.14**	-.06	.08	.19**	.49**	-.07	-.10*	.13**	-.13**	.47**	.19**		
29 LWA	5.43	1.66	.13**	.14**	.01	-.12*	-.05	-.01	.02	.21**	.04	.01	.22**	.21**	.20**	.16**	.06	-.13**	-.25**	.04	-.12*	-.23**	-.32**	.16**	.15**	-.11*	.15**	-.37**	-.25**	-.16**	
30 SDO	2.49	1.12	-.13**	.04	.01	.01	-.06	.15**	.12*	.02	.06	.10*	-.05	-.01	-.06	-.08	.03	.06	.18**	-.06	.10*	.14**	.21**	-.30**	-.30**	.30**	.05	.12*	.24**	.14**	-.22**

Note: **. Correlation is significant at the 0.01 level (2-tailed); *. Correlation is significant at the 0.05 level (2-tailed).

8.6 IMMIGRANTS/REFUGEES FROM AFRICA⁷

Wave 1 N=407

	Mean	SD	1	2	3	4	5	6	7	8	9	10	11	12	13	14	15	16	17	18	19	20	21	22	23	24	25	
1 Capabilities	3.57	1.59																										
2 Warmth	3.75	1.46	.53**																									
3 Morality	2.82	1.50	.53**	.54**																								
4 Loyalty to the country	1.90	1.27	.37**	.38**	.58**																							
5 Feeling Thermometer	27.79	23.03	.40**	.45**	.58**	.48**																						
6 Hatred	2.47	1.75	-.26**	-.39**	-.34**	-.16**	-.42**																					
7 Contempt	2.57	1.81	-.24**	-.32**	-.32**	-.12**	-.39**	.70**																				
8 Anger	3.60	2.08	-.25**	-.32**	-.44**	-.30**	-.44**	.55**	.53**																			
9 Fear	4.47	1.94	-.18**	-.25**	-.40**	-.33**	-.38**	.42**	.38**	.51**																		
10 Disgust	3.05	1.94	-.33**	-.37**	-.42**	-.22**	-.44**	.69**	.67**	.56**	.45**																	
11 Disappointment	3.42	2.18	-.18**	-.29**	-.39**	-.20**	-.35**	.41**	.49**	.58**	.45**	.41**																
12 Openness to Political Other	2.56	1.47	.38**	.40**	.55**	.44**	.51**	-.36**	-.26**	-.33**	-.32**	-.44**	-.27**															
13 Threat Perceptions	4.20	1.76	-.23**	-.28**	-.39**	-.25**	-.42**	.37**	.36**	.44**	.33**	.38**	.38**	-.44**														
14 Civil Rights least liked	3.92	1.79	-.29**	-.34**	-.52**	-.36**	-.53**	.44**	.41**	.53**	.35**	.47**	.39**	-.56**	.60**													
15 Indirect Exclusion	4.14	1.76	-.29**	-.34**	-.53**	-.40**	-.55**	.44**	.40**	.54**	.37**	.48**	.40**	-.60**	.63**	.98**												
16 Exclusion	4.46	1.58	-.26**	-.31**	-.45**	-.35**	-.48**	.37**	.33**	.42**	.30**	.45**	.30**	-.64**	.59**	.72**	.75**											
17 Unti-democratic	2.88	1.25	-.11**	-.16**	-.14**	-.03**	-.12**	.17**	.19**	.13**	.12**	.18**	.11**	-.22**	.15**	.22**	.19**	.24**										
18 Democracy	5.73	1.02	.16**	.22**	.21**	.03**	.09**	-.23**	-.22**	-.13**	-.11**	-.19**	-.13**	.22**	-.13**	-.22**	-.21**	-.22**	-.34**									
19 Civil Rights	5.70	1.13	.18**	.24**	.24**	.05**	.13**	-.26**	-.26**	-.16**	-.13**	-.21**	-.14**	.23**	-.16**	-.24**	-.23**	-.25**	-.34**	.98**								
20 Political violence	1.48	0.96	-.04**	-.10**	-.04**	.06**	-.08**	.17**	.19**	.07**	.04**	.15**	.08**	-.05**	.08**	.09**	.07**	.04**	.19**	-.16**	-.17**							
21 Activism	2.23	1.05	.08**	.02**	.13**	.12**	.08**	.10**	.09**	.08**	.06**	.02**	.08**	.17**	.01**	.03**	.01**	-.06**	-.01**	.03**	.03**	.43**						
22 Halacha	2.85	1.82	-.11**	-.05**	-.09**	-.03**	-.15**	.15**	.14**	.15**	.07**	.15**	.08**	-.19**	.23**	.21**	.21**	.19**	.35**	-.04**	-.04**	.18**	.10**					
23 Dogmatism	2.43	1.01	-.18**	-.13**	-.10**	-.02**	-.18**	.29**	.35**	.18**	.12**	.30**	.20**	-.15**	.14**	.21**	.19**	.18**	.32**	-.26**	-.28**	.33**	.17**	.19**				
24 RWA	3.99	1.41	-.14**	-.13**	-.20**	-.07**	-.21**	.17**	.17**	.21**	.10**	.22**	.17**	-.28**	.30**	.33**	.36**	.42**	-.12**	-.13**	.09**	-.12**	.41**	.27**				
25 LWA	4.87	1.69	.14**	.09**	.12**	.06**	.14**	-.05**	-.03**	-.03**	-.02**	-.08**	.04**	.18**	-.10**	-.13**	-.13**	-.11**	-.20**	.16**	.15**	-.05**	.04**	-.37**	-.19**	-.08**		
26 SDO	2.81	1.18	-.24**	-.14**	-.22**	-.17**	-.22**	.12**	.12**	.14**	.08**	.17**	.04**	-.18**	-.18**	.25**	.24**	.20**	.12**	-.25**	-.25**	.21**	.01**	.09**	.29**	.06**	-.21**	

Note: **. Correlation is significant at the 0.01 level (2-tailed); *. Correlation is significant at the 0.05 level (2-tailed).

⁷ In the first wave this group was referred as “asylum seekers/refugees”

Wave 2 N=293

	Mean	SD	1	2	3	4	5	6	7	8	9	10	11	12	13	14	15	16	17	18	19	20	21	22	23	24	25	26	27	28	29				
1 Capabilities	3.40	1.34																																	
2 Warmth	3.77	1.32	.36**																																
3 Morality	2.85	1.27	.40**	.41**																															
4 Loyalty to the country	1.90	1.14	.31**	.24**	.46**																														
5 Feeling Thermometer	28.97	22.37	.30**	.16**	.39**	.36**																													
6 Hatred	2.59	1.62	-.20**	-.28**	-.29**	-.15**	-.18**																												
7 Contempt	2.60	1.68	-.22**	-.21**	-.25**	-.10**	-.07**	.71**																											
8 Anger	3.61	1.95	-.22**	-.30**	-.33**	-.22**	-.32**	.54**	.48**																										
9 Fear	4.42	1.85	-.21**	-.16**	-.32**	-.18**	-.15**	.33**	.28**	.43**																									
10 Disgust	3.15	1.88	-.29**	-.26**	-.37**	-.22**	-.26**	.66**	.64**	.52**	.39**																								
11 Disappointment	3.51	2.01	-.19**	-.25**	-.36**	-.22**	-.18**	.51**	.45**	.62**	.37**	.47**																							
12 Treatment	39.92	23.86	.11	.00	-.06	.01	-.02	.08	.05	.15*	-.04	.06	.17**																						
13 Justified	4.06	1.75	-.08	.00	-.14*	-.15*	-.15*	.06	.09	.05	.16*	.12*	.14*	-.39**																					
14 Openness to Political Other	2.53	1.40	.35**	.30**	.43**	.47**	.37**	-.28**	-.22**	-.33**	-.22**	-.30**	-.34**	-.11	-.16**																				
15 Threat Perceptions	4.31	1.68	-.27**	-.24**	-.52**	-.37**	-.37**	.40**	.33**	.46**	.43**	.45**	.41**	.17**	.08	-.48**																			
16 Dehumanization	3.39	1.70	-.36**	-.40**	-.52**	-.33**	-.29**	.49**	.46**	.48**	.38**	.52**	.47**	.19**	.12*	-.53**	.63**																		
17 Policy Least Liked	3.81	1.34	-.33**	-.27**	-.44**	-.40**	-.33**	.43**	.38**	.44**	.28**	.38**	.41**	.19**	.18**	-.60**	.56**	.67**																	
18 Civil Rights least liked	3.94	1.74	.32**	.25**	.48**	.41**	.39**	-.43**	-.36**	-.46**	-.32**	-.44**	-.43**	-.28**	-.14**	.63**	-.67**	-.75**	-.80**																
19 Indirect Exclusion	4.27	1.67	-.33**	-.23**	-.49**	-.44**	-.44**	.43**	.35**	.47**	.32**	.45**	.44**	.27**	.15**	-.65**	.69**	.73**	.81**	-.98**															
20 Exclusion	4.55	1.58	-.27**	-.28**	-.46**	-.41**	-.35**	.36**	.27**	.37**	.25**	.37**	.36**	.26**	.10	-.65**	.64**	.64**	.68**	-.81**	.82**														
21 Unti-democratic	3.17	1.34	-.17**	-.26**	-.25**	-.09	-.13*	.26**	.28**	.24**	.18**	.27**	.27**	.15**	.06	-.34**	.34**	.41**	.35**	-.42**	.40**	.36**													
22 Democracy	5.63	1.07	.11	.08	.09	.02	.00	-.21*	-.14*	-.15*	-.15*	-.21*	-.14*	.00	-.02	.17**	-.13*	-.19**	-.19**	.20**	-.19**	-.22**	-.32**												
23 Civil Rights	5.56	1.20	.13*	.11	.13*	.07	.03	-.23*	-.15*	-.18*	-.18*	-.23*	-.16**	-.02	-.04	.23**	-.19**	-.24**	-.22**	.26**	-.25**	-.27**	-.36**	.98**											
24 Political violence	1.59	1.01	-.03	-.08	-.07	.12*	.13*	.24**	.32**	.08	.00	.22**	.14**	.08	.07	-.05	.18**	.23**	.22**	-.19**	.18**	.13*	.28**	-.19**	-.21**										
25 Activism	2.18	0.98	.05	-.14*	-.02	.07	.04	.22**	.19**	.16**	-.04	.09	.18**	.09	-.01	-.02	.07	.14*	.14*	-.06	.06	.08	.08	-.03	-.04	.30**									
26 Halacha	2.72	1.63	-.17**	-.07	-.22**	-.06	-.14*	.13*	.10	.09	.05	.16**	.03	.14*	.07	-.17**	.23**	.26**	.22**	-.25**	.24**	.22**	.36**	-.08	-.11	.10	.13*								
27 Dogmatism	2.58	1.02	-.18**	-.24**	-.08	.06	-.02	.35**	.29**	.26**	.06	.32**	.26**	.15**	.00	-.17**	.18**	.37**	.28**	-.25**	.22**	.15**	.39**	-.20**	-.19**	.32**	.25**	.20**							
28 RWA	4.22	1.56	-.18**	-.17**	-.23**	-.08	-.06	.10	.13*	.11	.23**	.17**	.25**	.04	.18**	-.36**	.31**	.39**	.31**	-.40**	.37**	.38**	.47**	-.10	-.14*	.13*	.01	.31**	.20**						
29 LWA	4.99	1.59	.14*	.12*	.10	.06	.19**	-.21**	-.16**	-.12*	-.02	-.12*	.02	-.13*	.07	.16**	-.16**	-.14*	-.20**	.18**	-.18**	-.11	-.20**	.11	.12*	-.10	-.06	-.34**	-.11	.05					
30 SDO	2.82	1.21	-.03	-.04	-.04	-.01	-.05	.20**	.17**	.08	.03	.19**	.07	.13*	.05	-.08	.08	.13*	.15*	-.12*	.11	.07	.20**	-.24**	-.25**	.17**	.13*	.10	.28**	-.01	-.26**				

Note: **. Correlation is significant at the 0.01 level (2-tailed); *. Correlation is significant at the 0.05 level (2-tailed).

8.7 LGBT

Wave 2 N=144

	Mean	SD	1	2	3	4	5	6	7	8	9	10	11	12	13	14	15	16	17	18	19	20	21	22	23	24	25	26	27	28	29
1 Capabilities	3.47	1.92																													
2 Warmth	3.22	1.86	.64**																												
3 Morality	2.28	1.75	.46**	.59**																											
4 Loyalty to the country	3.28	1.88	.53**	.64**	.67**																										
5 Feeling Thermometer	18.38	21.57	.36**	.37**	.56**	.42**																									
6 Hatred	3.60	2.23	-.34**	-.16	-.24**	-.32**	-.29**																								
7 Contempt	4.50	2.20	-.34**	-.33**	-.36**	-.39**	-.38**	.58**																							
8 Anger	4.34	2.26	-.32**	-.34**	-.32**	-.40**	-.28**	.61**	.68**																						
9 Fear	3.18	2.08	-.15	-.17	-.15	-.21	-.09	.39**	.40**	.41**																					
10 Disgust	5.53	1.84	-.32**	-.29**	-.45**	-.41**	-.44**	.50**	.64**	.52**	.32**																				
11 Disappointment	4.72	2.14	-.35**	-.33**	-.44**	-.37**	-.31**	.37**	.55**	.56**	.23**	.48**																			
12 Treatment	47.74	30.5	.18	.22**	.13	.19	.08	-.03	-.03	-.10	-.16	.06	-.15																		
13 Justified	3.59	2.17	-.05	-.05	.11	-.03	.12	-.02	.09	.10	.18	.03	.11	-.40**																	
14 Openness to Political Other	2.21	1.43	.46**	.50**	.69**	.54**	.54**	-.25**	-.37**	-.32**	-.11	-.39**	-.38**	.14	.08																
15 Threat Perceptions	3.69	1.91	-.15	-.24**	-.27**	-.17	-.27**	.28**	.32**	.28**	.22**	.35**	.09	.07	-.04	-.23**															
16 Dehumanization	4.08	1.85	-.34**	-.32**	-.40**	-.42**	-.33**	.38**	.50**	.46**	.22**	.55**	.36**	.06	.10	-.40**	.55**														
17 Policy Least Liked	4.2	1.52	-.26**	-.21**	-.41**	-.36**	-.41**	.43**	.51**	.38**	.14	.55**	.34**	.05	-.03	-.49**	.56**	.72**													
18 Civil Rights least liked	4.24	1.76	.31**	.30**	.35**	.40**	.31**	-.36**	-.46**	-.34**	-.18	-.49**	-.32**	-.06	-.03	.34**	-.61**	-.65**	-.73**												
19 Indirect Exclusion	3.60	1.78	-.35**	-.31**	-.34**	-.41**	-.27**	.39**	.48**	.37**	.24**	.50**	.35**	.01	.04	-.36**	.58**	.66**	.73**	-.98**											
20 Exclusion	4.12	1.72	-.34**	-.35**	-.46**	-.42**	-.40**	.32**	.49**	.40**	.23**	.49**	.40**	-.03	.03	-.51**	.61**	.65**	.78**	-.81**	.82**										
21 Anti-democratic	3.50	1.20	.04	.06	-.06	-.06	.04	.18	.16	.05	.08	.08	.01	-.02	-.09	-.01	.17	.13	.23**	-.21**	.23**	.13									
22 Democracy	5.76	1.01	-.04	-.15	-.06	.04	-.19	-.04	.08	.10	-.03	-.03	.15	-.02	-.04	-.13	-.01	.00	-.12	.15	-.18**	-.01	-.36**								
23 Civil Rights	5.76	1.10	-.06	-.16	-.04	.03	-.14	-.04	.07	.10	.01	-.05	.14	-.02	-.03	-.11	-.03	-.02	-.15	.15	-.17**	-.03	-.38**	.97**							
24 Political violence	1.94	1.24	-.18	-.10	-.02	-.16	.11	.30**	.14	.23**	.17	.09	.11	-.14	-.03	.05	.04	.01	.13	-.12	.19	.07	.23**	-.31**	-.28**						
25 Activism	2.32	1.09	-.09	.03	.20**	.06	.19	.18	.06	.12	.12	.03	-.04	-.11	.12	.24**	.07	.03	.06	-.09	.14	-.02	.09	-.24**	-.22**	.47**					
26 Halacha	4.41	1.86	-.09	-.08	-.28**	-.19	-.28**	.21**	.29**	.18	.13	.35**	.29**	.14	.04	-.20**	.27**	.30**	.43**	-.41**	.39**	.35**	.09	-.09	-.10	.05	.04				
27 Dogmatism	2.98	1.09	-.26**	-.13	-.03	-.12	.10	.25**	.22**	.20**	.13	.06	.20**	-.14	-.03	.03	.13	.10	.23**	-.16	.21**	.13	.32**	-.28**	-.26**	.45**	.33**	-.03			
28 RWA	4.60	1.38	-.04	-.03	-.06	-.13	-.01	-.01	.14	.13	.03	.04	.16	-.06	.06	-.11	.03	.11	-.02	.00	-.03	.03	.25**	.12	.10	.00	-.04	.10	.10		
29 LWA	3.60	1.68	.18	.12	.18	.13	.23**	-.17	-.06	.06	.08	-.10	.02	-.18	.17	.19	-.16	-.13	-.25**	.16	-.18	-.15	-.06	.10	.10	.00	.06	-.24**	-.01	.30**	
30 SDO	2.78	1.39	.07	.12	.11	.02	.16	.16	-.01	-.01	-.04	-.04	-.18	.00	-.09	.13	.05	.01	.11	-.06	.07	-.06	.26**	-.42**	-.39**	.26**	.23**	.04	.27**	-.10	-.11

Note: **. Correlation is significant at the 0.01 level (2-tailed); *. Correlation is significant at the 0.05 level (2-tailed).

Wave 3 N=150

	Mean	SD	1	2	3	4	5	6	7	8	9	10	11	12	13	14	15	16	17	18	19	20	21	22	23	24	25	26	27	28	29				
1 Capabilities	3.65	1.80																																	
2 Warmth	3.59	1.82	.67**																																
3 Morality	2.45	1.80	.50**	.53**																															
4 Loyalty to the country	3.56	1.76	.64**	.70**	.63**																														
5 Feeling Thermometer	15.55	21.19	.39**	.40**	.61**	.45**																													
6 Hatred	3.42	2.29	-.27**	-.31**	-.25**	-.35**	-.23**																												
7 Contempt	4.32	2.21	-.29**	-.16**	-.35**	-.27**	-.38**	.63**																											
8 Anger	4.41	2.26	-.25**	-.19**	-.35**	-.21**	-.35**	.63**	.58**																										
9 Fear	3.47	2.35	-.24**	-.22**	-.23**	-.16**	-.20**	.52**	.43**	.50**																									
10 Disgust	5.41	1.94	-.23**	-.14**	-.42**	-.21**	-.47**	.41**	.63**	.56**	.36**																								
11 Disappointment	5.00	2.15	-.23**	-.14**	-.37**	-.12**	-.34**	.37**	.51**	.56**	.40**	.55**																							
12 Treatment	48.64	30.02	.22**	.13**	.03**	.11**	.09**	-.21**	-.10**	-.15**	-.07**	.06**	-.14**																						
13 Justified	3.65	2.18	.00	-.03	.07	.11	.03	.03	-.02	.09	-.02	.04	.11	-.33**																					
14 Openness to Political Other	2.34	1.63	.42**	.36**	.53**	.43**	.59**	-.29**	-.35**	-.39**	-.23**	-.35**	-.27**	.08	.04																				
15 Threat Perceptions	3.65	2.04	-.26**	-.19**	-.34**	-.24**	-.39**	.43**	.51**	.53**	.48**	.45**	.52**	-.05	-.06	-.33**																			
16 Dehumanization	3.87	1.95	-.39**	-.36**	-.47**	-.36**	-.38**	.50**	.43**	.59**	.37**	.40**	.51**	-.12	-.07	-.36**	.57**																		
17 Policy Least Liked	4.13	1.61	-.33**	-.29**	-.50**	-.44**	-.51**	.58**	.59**	.56**	.50**	.56**	.45**	-.02	-.12	-.44**	.67**	.66**																	
18 Civil Rights least liked	4.44	1.92	.35**	.32**	.40**	.40**	.43**	-.56**	-.57**	-.41**	-.39**	-.46**	-.40**	.05	.02	.31**	-.68**	-.57**	-.74**																
19 Indirect Exclusion	3.46	1.91	-.36**	-.33**	-.41**	-.43**	-.42**	.62**	.59**	.45**	.43**	.45**	.41**	-.06	-.05	-.32**	.70**	.60**	.76**	-.98**															
20 Exclusion	4.24	1.88	-.41**	-.36**	-.44**	-.43**	-.53**	.50**	.52**	.48**	.43**	.44**	.45**	-.08	-.04	-.52**	.75**	.61**	.72**	-.77**	.80**														
21 Unti-democratic	3.60	1.04	.08	.18**	.19**	.15**	.07**	.05**	.07**	.12**	.02**	.06**	.06**	.16**	-.01**	.05**	.06**	.03**	.12**	-.02**	.03**	.04**													
22 Democracy	5.75	1.13	-.10	-.03	-.25**	-.06**	-.20**	-.03**	.07**	.09**	.03**	.08**	.19**	-.10	.08**	-.09**	.08**	.22**	.03**	-.01**	.03**	.05**	-.27**												
23 Civil Rights	5.71	1.22	-.09	-.05	-.25**	-.06**	-.19**	-.03**	.06**	.10**	.03**	.08**	.19**	-.13	.08**	-.07**	.05**	.22**	.01**	.01**	.01**	.01**	-.30**	.98**											
24 Political violence	1.92	1.31	-.03	.06	.17**	.09**	.19**	.28**	.08**	.09**	.19**	.01**	.05**	.02**	.02**	.06**	.08**	.04**	.03**	-.10**	.13**	.04**	.22**	-.11**	-.11**										
25 Activism	2.24	1.2	.01	.19**	.18**	.20**	.23**	.16**	.12**	.08**	.20**	-.01**	.09**	.01**	.07**	.14**	.11**	.04**	.05**	-.05**	.07**	.02**	.25**	-.13**	-.14**	.54**									
26 Halacha	4.48	1.89	-.04	.04	-.10	.00	-.21**	.07**	.18**	.08**	.10**	.25**	.08**	.01**	.05**	-.13**	.24**	.12**	.26**	-.36**	.32**	.21**	.13**	-.06**	-.06**	-.01**	.10**								
27 Dogmatism	3.15	1.20	.08	.07	.07	.10	.03	.31**	.21**	.25**	.27**	.04**	.10**	-.11**	.04**	.01**	.14**	.24**	.22**	-.15**	.19**	.10**	.27**	-.11**	-.10**	.40**	.29**	-.01**							
28 RWA	4.64	1.39	.05	.26**	-.03**	.11**	-.15**	-.04**	.06**	.11**	-.03**	.19**	.11**	-.02**	.03**	-.16**	.09**	.12**	.18**	-.12**	.12**	.20**	.19**	.08**	.07**	.04**	.03**	.29**	.08**						
29 LWA	3.84	1.8	.31**	.36**	.27**	.36**	.21**	-.26**	-.11**	-.13**	-.21**	-.04**	-.01**	-.05**	.18**	.19**	-.16**	-.11**	-.29**	.23**	-.24**	-.18**	-.05**	.12**	.12**	.07**	.12**	-.01**	-.10**	-.30**					
30 SDO	2.87	1.30	.08	.06	.14	-.02	.09	.15	.09	.01	.05	.03	-.09	.07	.00	.09	-.05	-.04	.10	-.07	.05	-.08	.38**	-.36**	-.34**	.32**	.14	.09	.30**	-.04	-.18**				

Note: **. Correlation is significant at the 0.01 level (2-tailed); *. Correlation is significant at the 0.05 level (2-tailed).

Wave 5 N=188

	Mean	SD	1	2	3	4	5	6	7	8	9	10	11	12	13	14	15	16	17	18	19	20	21	22	23	24	25	26	27	28	29
1 Capabilities	3.69	1.73																													
2 Warmth	3.60	1.84	.66**																												
3 Morality	2.57	1.71	.52**	.56**																											
4 Loyalty to the country	3.32	1.81	.58**	.67**	.58**																										
5 Feeling Thermometer	22.41	26.37	.41**	.43**	.61**	.47**																									
6 Hatred	3.46	2.25	-.40**	-.32**	-.31**	-.33**	-.36**																								
7 Contempt	4.09	2.30	-.29**	-.28**	-.40**	-.32**	-.39**	.72**																							
8 Anger	3.96	2.25	-.34**	-.38**	-.45**	-.36**	-.46**	.69**	.62**																						
9 Fear	3.15	2.16	-.26**	-.25**	-.20**	-.26**	-.30**	.51**	.40**	.60**																					
10 Disgust	5.14	2.10	-.13	-.16	-.35**	-.22**	-.38**	.46**	.61**	.54**	.26**																				
11 Disappointment	4.89	2.15	-.21**	-.32**	-.38**	-.29**	-.46**	.41**	.46**	.63**	.41**	.58**																			
12 Treatment	50.79	31.39	.13	.15	.00	.07	.08	.00	.10	-.06	-.28**	.16**	.00																		
13 Justified	3.32	2.14	.05	-.01	.02	.01	-.08	.11	.03	.15**	.19**	.05	.16**	-.19*																	
14 Openness to Political Other	2.46	1.60	.46**	.50**	.56**	.52**	.63**	-.37**	-.36**	-.46**	-.24**	-.41**	-.34**	.08	-.11																
15 Threat Perceptions	3.52	1.92	-.31**	-.39**	-.32**	-.40**	-.31**	.37**	.44**	.52**	.30**	.52**	.48**	.16**	.04	-.40**															
16 Dehumanization	3.76	1.86	-.43**	-.50**	-.50**	-.46**	-.40**	.61**	.53**	.58**	.38**	.48**	.51**	.07	.20**	-.44**	.54**														
17 Policy Least Liked	3.80	1.55	-.43**	-.49**	-.51**	-.45**	-.58**	.66**	.59**	.64**	.37**	.54**	.48**	.06	.11	-.56**	.54**	.74**													
18 Civil Rights least liked	4.65	1.73	.38**	.40**	.38**	.38**	.46**	-.59**	-.53**	-.56**	-.38**	-.52**	-.45**	-.15	-.07	.47**	-.63**	-.73**	-.80**												
19 Indirect Exclusion	3.16	1.72	-.39**	-.41**	-.36**	-.39**	-.44**	.61**	.55**	.58**	.40**	.51**	.46**	.12	.08	-.47**	.63**	.72**	.81**	-.98**											
20 Exclusion	3.70	1.79	-.43**	-.53**	-.40**	-.48**	-.45**	.56**	.50**	.55**	.37**	.53**	.44**	.02	.04	-.55**	.72**	.68**	.71**	-.81**	.82**										
21 Unti-democratic	3.67	1.06	-.04	.08	.14	-.09	-.03	.06	-.04	-.08	-.03	-.04	-.18*	-.03	-.01	-.02	-.05	-.05	.06	-.07	.06	.03									
22 Democracy	5.68	1.11	-.15*	-.05	-.15*	-.06	-.03	-.02	-.06	.03	-.04	-.02	-.03	.07	.04	-.06	.02	.08	.02	-.06	.08	-.01	-.16*								
23 Civil Rights	5.70	1.19	-.14	-.05	-.15*	-.05	-.02	-.02	-.07	.04	-.04	-.04	-.05	.04	.02	-.04	-.01	.05	.01	-.04	.07	-.03	-.20**	.98**							
24 Political violence	2.07	1.32	-.01	.01	.11	.07	.14	.18*	.21**	.13	.19*	.06	-.02	-.10	.06	.06	.04	.05	.12	-.11	.15*	.08	.08	-.18*	-.16*						
25 Activism	2.45	1.32	.09	-.01	.01	-.07	.09	.10	.15*	.16*	.14	.09	.02	.03	.08	.01	.11	.13	.14*	-.12	.15*	.11	-.02	.00	.00	.38**					
26 Halacha	4.22	1.86	-.14	-.08	-.25**	-.12	-.25**	.27**	.28**	.23**	.09	.45**	.21**	.22**	.01	-.27**	.34**	.29**	.39**	-.44**	.39**	.32**	.07	.07	.01	-.07	.04				
27 Dogmatism	3.01	1.10	.09	-.06	.16*	.04	.11	.21**	.13	.06	.07	-.02	-.02	-.04	.04	-.05	-.02	.06	.05	-.01	.04	-.04	.19**	-.33**	-.32**	.37**	.17*	.05			
28 RWA	4.66	1.32	.10	.15*	-.05	-.01	.02	-.02	-.06	-.11	-.15*	.11	-.02	.17*	-.06	-.11	.01	.10	-.01	-.07	.03	.04	.31**	.10	.04	-.14*	-.14*	.16*	.10		
29 LWA	4.00	1.74	.21**	.16**	.18**	.15**	.22**	.06	-.01	-.08	.02	.03	.06	.00	.03	.27**	-.07	.00	-.10	.08	-.05	-.09	-.03	.12	.09	.14	.01	-.08	.04	.23**	
30 SDO	2.83	1.21	.20**	.17**	.24**	.16**	.19**	-.02	.05	-.09	-.04	.00	-.17*	-.04	-.16*	.12	-.10	-.24**	-.11	.12	-.13	-.15*	.26**	-.39**	-.38**	.20**	.05	.12	.31**	-.04	-.06

Note: **. Correlation is significant at the 0.01 level (2-tailed); *. Correlation is significant at the 0.05 level (2-tailed).

8.8 RUSSIANS/IMMIGRANTS FROM THE FORMER USSR

All waves N=81

	Mean	SD	1	2	3	4	5	6	7	8	9	10	11	12	13	14	15	16	17	18	19	20	21	22	23	24	25
1 Capabilities	4.69	1.75																									
2 Warmth	2.42	1.57	.19																								
3 Morality	3.17	1.61	.43**	.45**																							
4 Loyalty to the country	3.20	1.65	.41**	.52**	.63**																						
5 Feeling Thermometer	32.54	22.27	.37**	.48**	.41**	.61**																					
6 Hatred	3.17	1.87	-.41**	-.20	-.25*	-.47**	-.51**																				
7 Contempt	3.30	1.98	-.48**	-.30**	-.18	-.40**	-.54**	.76**																			
8 Anger	3.67	1.99	-.27*	-.22*	-.36**	-.39**	-.40**	.69**	.62**																		
9 Fear	2.88	1.81	-.12	.03	-.19	-.21	-.15	.19	.06	.27*																	
10 Disgust	3.51	1.97	-.39**	-.26*	-.30**	-.48**	-.49**	.84**	.75**	.64**	.21																
11 Disappointment	3.48	1.93	-.26*	-.17	-.31**	-.26*	-.20	.54**	.47**	.69**	.22	.55**															
12 Openness to Political Other	3.82	1.83	.41**	.28*	.44**	.60**	.53**	-.66**	-.52**	-.38*	-.17	-.62**	-.29*														
13 Threat Perceptions	3.27	1.81	-.24*	.03	-.03	-.29**	-.22*	.54**	.41**	.42**	.27*	.45**	.32**	-.24*													
14 Civil Rights least liked	4.86	1.66	.17	.15	.08	.37**	.27*	-.55**	-.52**	-.41**	-.30**	-.55**	-.36**	.46**	-.64**												
15 Indirect Exclusion	2.99	1.64	-.21	-.12	-.05	-.38**	-.28*	.59**	.54**	.43**	.30**	.57**	.34**	-.47**	.70**	-.98**											
16 Exclusion	3.06	1.61	-.31**	-.10	.02	-.45**	-.27*	.59**	.51**	.43**	.36**	.47**	.41**	-.46**	.64**	-.78**	.83**										
17 Anti-democratic	3.56	1.23	-.03	.00	-.07	-.31**	-.11	.38**	.17	.21	.35**	.33**	.40**	-.39**	.25*	-.34**	.34**	.43**									
18 Democracy	5.53	1.17	.06	-.18	-.16	.07	-.04	-.20	-.15	-.13	-.18	-.24*	.15	-.24*	.42**	-.43**	-.44**	-.29**									
19 Civil Rights	5.52	1.23	.08	-.15	-.18	.08	.00	-.24*	-.21	-.16	-.11	-.22	-.26*	.18	-.24*	.45**	-.46**	-.47**	-.27*	.98**							
20 Political violence	1.99	1.22	-.08	.33**	.26*	.05	.02	.23*	.23*	.15	.14	.24*	.06	.03	.38**	-.35**	.39**	.33**	.22*	-.42**	-.40**						
21 Activism	2.53	1.30	.08	.19	.25**	.12	.12	.04	-.07	.04	.21	-.03	-.16	.18	.24*	-.06	.10	.09	-.05	-.04	-.02	.44**					
22 Halacha	3.83	2.07	-.04	-.19	-.14	-.21	-.27*	.31**	.16	.25*	.35**	.27*	.13	-.32**	.33**	-.27*	.28*	.34**	.29**	.23*	.23*	.00	.03				
23 Dogmatism	2.90	1.21	-.11	.26*	-.04	-.04	.00	.26*	.20	.18	.22	.24*	.24*	-.24*	.26*	-.44**	.45**	.38**	.35**	-.41**	-.41**	.47**	.13	.03			
24 RWA	4.58	1.36	.04	-.24*	-.20	-.16	.02	.24*	.06	.08	.10	.21	.14	-.36**	.04	-.28*	.24*	.16	.33**	.22*	.20	-.08	-.13	.49**	.02		
25 LWA	4.31	1.68	-.02	-.02	.06	.15	.15	-.33**	-.16	-.12	-.26*	-.20	-.10	.32**	-.24*	.24*	-.24*	-.18	-.37**	.20	.21	-.07	.04	-.38**	-.27*	-.11	
26 SDO	2.85	1.23	-.09	.17	.05	-.02	-.04	.19	.16	.17	.23*	.23*	.26*	-.19	.22	-.14	.15	.26*	.18	-.42**	-.41**	.23*	.22	-.06	.44**	-.26*	-.17

Note: **. Correlation is significant at the 0.01 level (2-tailed); *. Correlation is significant at the 0.05 level (2-tailed).

8.9 MIZRACHI

All waves N=50

	Mean	SD	1	2	3	4	5	6	7	8	9	10	11	12	13	14	15	16	17	18	19	20	21	22	23	24	25
1 Capabilities	4.52	1.42																									
2 Warmth	5.22	1.56	.46**																								
3 Morality	4.30	1.87	.38**	.40**																							
4 Loyalty to the country	5.42	1.16	.41**	.55**	.31*																						
5 Feeling Thermometer	48.68	25.70	.26	.29*	.54**	.20																					
6 Hatred	2.78	1.75	-.21	-.43**	-.26	-.28*	-.36*																				
7 Contempt	3.20	1.82	-.18	-.22	-.33*	-.24	-.37**	.53**																			
8 Anger	3.42	1.79	-.32**	-.29*	-.42**	-.19	-.52**	.69**	.67**																		
9 Fear	2.68	1.92	-.10	-.31**	-.42**	-.30**	-.45**	.72**	.47**	.69**																	
10 Disgust	2.98	1.76	-.21	-.39**	-.44**	-.27	-.53**	.68**	.75**	.80**	.67**																
11 Disappointment	3.68	2.01	-.25	-.28*	-.49**	-.17	-.44**	.45**	.46**	.73**	.44**	.60**															
12 Openness to Political Other	4.93	1.49	.31*	.42**	.24	.23	.38**	-.47**	-.42**	-.40**	-.47**	-.44**	-.19														
13 Threat Perceptions	2.83	1.62	-.09	-.26	-.22	-.18	-.15	.52**	.50**	.48**	.50**	.49**	.34*	-.50**													
14 Civil Rights least liked	5.68	1.29	.12	.33**	.11	.23	-.15	-.34*	-.26	-.21	-.34*	-.27	-.08	.41**	-.60**												
15 Indirect Exclusion	2.28	1.31	-.14	-.33**	-.09	-.19	.15	.35**	.26	.20	.34*	.27	.07	-.44**	.65**	-.98**											
16 Exclusion	2.29	1.23	-.05	-.50**	-.11	-.26	.05	.42**	.34*	.24	.31*	.31*	.16	-.58**	.66**	-.79**	.82**										
17 Anti-democratic	3.26	1.21	-.15	-.36**	.06	-.29*	.30*	.18	.00	-.16	.06	-.10	-.15	-.37**	.35**	-.37**	.43**	.54**									
18 Democracy	5.24	1.25	-.11	.31*	-.11	.33**	-.16	-.22	.05	.00	-.20	-.15	.07	.24	-.23	.48**	-.45**	-.53**	-.36**								
19 Civil Rights	5.25	1.35	-.13	.30*	-.12	.33**	-.19	-.17	.06	.00	-.20	-.14	.08	.24	-.23	.48**	-.44**	-.54**	-.37**	.98**							
20 Political violence	2.86	1.48	-.07	-.31*	.03	-.16	.12	.42**	.28*	.15	.30*	.26	.00	-.37**	.50**	-.45**	.50**	.55**	.52**	-.51**	-.49**						
21 Activism	2.88	1.28	.00	-.17	.15	.08	.33**	.18	-.01	-.10	.09	.03	-.25	-.30**	.44**	-.38**	.43**	.47**	.44**	-.34**	-.33**	.47**					
22 Halacha	2.98	1.83	.28*	.00	.36**	.03	.26	-.01	-.08	-.34*	-.11	-.16	-.38**	-.19	.06	-.29*	.27	.35**	.48**	-.32**	-.36**	.18	.11				
23 Dogmatism	3.28	1.02	.21	-.19	.06	-.14	.03	.17	.08	.00	.17	.10	-.04	-.32**	.39**	-.25	.30*	.52**	.48**	-.46**	-.48**	.58**	.34*	.42**			
24 RWA	3.98	1.18	.22	-.09	.17	.03	.13	-.14	-.07	-.16	-.21	-.11	-.07	-.04	-.11	-.09	.02	.13	.15	.00	-.02	-.07	-.18	.50**	.10		
25 LWA	4.53	1.59	.22	.42**	.08	.25	.05	-.01	.01	.02	-.04	-.08	.05	.34*	-.06	.20	-.23	-.23	-.40**	.26	.30*	-.23	-.01	-.26	-.32*	-.01	
26 SDO	3.22	1.17	.09	-.08	.23	-.39**	.21	.01	-.04	-.22	.05	-.01	-.25	-.25	.00	-.21	.20	.16	.32*	-.43**	-.42**	.14	.23	.29*	.23	.04	-.26

Note: **. Correlation is significant at the 0.01 level (2-tailed); *. Correlation is significant at the 0.05 level (2-tailed).

8.10 ASHKENAZI

All waves N=53

	Mean	SD	1	2	3	4	5	6	7	8	9	10	11	12	13	14	15	16	17	18	19	20	21	22	23	24	25
1 Capabilities	4.96	1.79																									
2 Warmth	3.38	2.19	.22																								
3 Morality	4.00	1.89	.56**	.75**																							
4 Loyalty to the country	4.32	1.96	.27	.63**	.65**																						
5 Feeling Thermometer	51.79	29.92	.36**	.65**	.64**	.60**																					
6 Hatred	3.25	2.02	-.65**	-.20	-.40**	-.23	-.36**																				
7 Contempt	3.42	2.05	-.49**	-.32*	-.46**	-.31*	-.46**	.77**																			
8 Anger	3.57	2.16	-.50**	-.30*	-.48**	-.30*	-.43**	.82**	.76**																		
9 Fear	2.91	2.08	-.27	-.03	-.27*	-.06	-.21	.64**	.56**	.61**																	
10 Disgust	3.21	2.01	-.53**	-.25	-.38**	-.27	-.34*	.83**	.80**	.80**	.56**																
11 Disappointment	3.47	2.03	-.41**	-.29*	-.50**	-.28*	-.43**	.65**	.64**	.83**	.62**	.67**															
12 Openness to Political Other	4.69	1.92	.65**	.36**	.57**	.33*	.47**	-.65**	-.56**	-.48**	-.48**	-.56**	-.41**														
13 Threat Perceptions	3.09	1.74	-.42**	-.19	-.28*	-.26	-.46**	.57**	.46**	.50**	.40**	.51**	.36**	-.37**													
14 Civil Rights least liked	5.33	1.61	.62**	.21	.43**	.22	.38**	-.78**	-.67**	-.69**	-.67**	-.70**	-.56**	.59**	-.71**												
15 Indirect Exclusion	2.62	1.63	-.63**	-.15	-.38**	-.18	-.33*	.79**	.66**	.69**	.67**	.70**	.54**	-.59**	.71**	-.99**											
16 Exclusion	2.63	1.39	-.69**	-.16	-.34*	-.40*	-.40*	.79**	.59**	.55**	.46**	.77**	.33*	-.73**	.60**	-.85**	.88**										
17 Unti-democratic	3.80	0.94	-.05	.06	.02	-.08	-.05	.14	.08	.06	.02	.15	.13	-.17	.16	-.14	.15	.42*									
18 Democracy	5.01	1.24	.16	.01	-.03	.08	.06	-.33*	-.26	-.31*	-.40**	-.32*	-.25	.22	-.34*	.34*	-.37**	-.39*	-.04								
19 Civil Rights	4.92	1.31	.11	.05	-.05	.11	.09	-.29*	-.25	-.30*	-.37**	-.30*	-.22	.20	-.32*	.32*	-.34*	-.35*	-.07	.98**							
20 Political violence	2.81	1.51	-.34*	.17	.01	-.06	.10	.43**	.30*	.22	.42**	.43**	.18	-.31*	.47**	-.50**	.54**	.59**	.33*	-.46**	-.42**						
21 Activism	2.74	1.25	-.39**	.08	-.12	-.10	-.06	.44**	.33*	.37**	.51**	.39**	.33*	-.31*	.31*	-.52**	.56**	.52**	.18	-.50**	-.47**	.54**					
22 Halacha	3.99	1.61	-.13	.09	.03	.04	.15	.11	.05	-.06	-.04	.11	-.13	-.16	-.05	-.14	.15	.32	.26	.19	.19	.15	-.04				
23 Dogmatism	3.43	1.16	-.16	.10	-.11	-.16	-.04	.28*	.23	.15	.32*	.24	.28*	-.28*	.32*	-.31*	.32*	.30	.30*	-.20	-.16	.49**	.18	.16			
24 RWA	4.63	1.41	.12	-.04	.09	.01	.21	-.05	.01	-.06	-.04	.07	-.08	.11	.05	.05	-.04	-.02	.30*	.03	-.01	.11	-.23	.18	.33*		
25 LWA	4.36	1.66	.05	-.04	.14	-.02	.10	-.18	-.10	-.16	-.30*	-.10	-.16	.17	-.16	.35**	-.32*	-.14	-.19	-.26	-.29*	-.11	-.06	-.28*	-.11	.03	
26 SDO	3.33	1.27	-.20	.01	-.07	-.11	-.06	.07	.01	-.11	.18	.13	.15	-.02	.33*	-.27*	.29*	.14	.06	-.38**	-.41**	.43**	.51**	-.15	.06	-.06	.01

Note: **. Correlation is significant at the 0.01 level (2-tailed); *. Correlation is significant at the 0.05 level (2-tailed).

8.11 SECULAR

All waves N=52

	Mean	SD	1	2	3	4	5	6	7	8	9	10	11	12	13	14	15	16	17	18	19	20	21	22	23	24	25
1 Capabilities	4.37	1.55																									
2 Warmth	3.85	1.49	.50**																								
3 Morality	3.83	1.71	.44**	.70**																							
4 Loyalty to the country	4.33	1.68	.51**	.46**	.44**																						
5 Feeling Thermometer	48.65	30.07	.38**	.48**	.61**	.50**																					
6 Hatred	2.85	1.82	-.40**	.01	.08	-.18	-.05																				
7 Contempt	3.35	2.01	-.33*	-.22	-.27	-.26	-.42**	.37**																			
8 Anger	3.27	1.94	-.40**	-.32*	-.19	-.48**	-.39**	.62**	.44**																		
9 Fear	2.83	1.78	-.28*	-.01	.01	-.23	-.22	.59**	.57**	.47**																	
10 Disgust	3.15	1.79	-.40**	-.24	-.26	-.42**	-.35**	.66**	.72**	.71**	.58**																
11 Disappointment	3.35	1.88	-.40**	-.14	-.21	-.29*	-.20	.34*	.54**	.46**	.27	.55**															
12 Openness to Political Other	4.23	1.49	.43**	.39**	.42**	.59**	.64**	-.05	-.38**	-.40**	-.23	-.38**	-.31*														
13 Threat Perceptions	3.51	1.47	-.18	-.04	-.05	-.08	-.24	.43**	.35**	.33*	.39**	.38**	.29*	-.09													
14 Civil Rights least liked	4.83	1.26	.39**	.29*	.29*	.26	.22	-.55**	-.31*	-.49**	-.44**	-.59**	-.38**	.19	-.62**												
15 Indirect Exclusion	3.06	1.31	-.38**	-.23	-.22	-.25	-.17	.61**	.27	.49**	.46**	.60**	.40**	-.20	.60**	-.97**											
16 Exclusion	3.19	1.31	-.55**	-.30	-.11	-.39*	-.24	.62**	.30	.57**	.44**	.51**	.38*	-.26	.66**	-.73**	.79**										
17 Unti-democratic	3.85	0.99	-.19	-.06	-.08	-.29*	-.27	.16	.31*	.24	.21	.28*	.13	-.27	.34*	-.16	.15	.18									
18 Democracy	5.39	1.09	.26	.07	.04	.13	-.13	-.39**	-.10	-.18	-.15	-.25	-.13	.21	-.04	.35*	-.43**	-.32*	-.06								
19 Civil Rights	5.37	1.15	.24	.06	.01	.11	-.13	-.40**	-.12	-.19	-.15	-.24	-.13	.22	-.07	.32*	-.40**	-.34*	-.05	.98**							
20 Political violence	2.45	1.35	-.20	.03	.20	-.05	.22	.58**	.10	.34*	.31*	.40**	.20	.06	.30*	-.55**	.65**	.63**	.08	-.50**	-.50**						
21 Activism	2.66	1.20	-.25	.02	.11	.12	.12	.53**	.09	.15	.31*	.18	.00	.08	.35*	-.55**	.61**	.47**	.05	-.42**	-.41**	.70**					
22 Halacha	4.47	1.62	.16	-.02	-.17	.05	.14	.06	.17	.14	-.07	.20	.42**	-.04	.32*	-.16	.17	.15	.29*	.10	.10	.08	-.10				
23 Dogmatism	3.29	0.89	-.11	.17	.26	-.01	.03	.45**	.26	.20	.31*	.25	.14	-.15	.37**	-.25	.29*	.43**	.29*	-.10	-.14	.45**	.39**	.09			
24 RWA	4.79	1.24	.22	.07	.09	.16	.08	-.27	-.08	-.21	-.17	-.18	-.06	.07	-.02	.26	-.30*	-.16	.28*	.27	.26	-.23	-.25	.33*	.06		
25 LWA	3.92	1.51	.25	.03	.13	.37**	.25	-.10	-.15	-.22	-.07	-.19	-.17	.24	.07	.08	-.09	-.17	-.16	.23	.19	.04	.09	.02	.25	.16	
26 SDO	3.24	1.14	.02	-.01	-.14	.10	.07	.07	-.22	-.14	-.36**	-.18	.01	.08	.26	-.28*	.31*	.22	-.20	-.50**	-.50**	.26	.29*	.12	.08	-.26	.05

Note: **. Correlation is significant at the 0.01 level (2-tailed); *. Correlation is significant at the 0.05 level (2-tailed).

8.12 ETHIOPIANS

All waves N=54

	Mean	SD	1	2	3	4	5	6	7	8	9	10	11	12	13	14	15	16	17	18	19	20	21	22	23	24	25
1 Capabilities	3.31	1.43																									
2 Warmth	3.69	1.54	.41**																								
3 Morality	3.54	1.56	.58**	.59**																							
4 Loyalty to the country	3.69	1.65	.32*	.50**	.54**																						
5 Feeling Thermometer	35.63	23.83	.51**	.58**	.64**	.57**																					
6 Hatred	2.61	1.86	-.15	-.21	-.38**	-.21	-.38**																				
7 Contempt	3.20	2.00	.04	-.16	-.11	-.23	-.24	.59**																			
8 Anger	3.00	1.78	-.19	-.34*	-.29*	-.23	-.28*	.60**	.61**																		
9 Fear	2.85	1.92	-.29*	-.34*	-.41**	-.19	-.44**	.59**	.53**	.58**																	
10 Disgust	3.37	1.97	-.20	-.15	-.32*	-.22	-.49**	.77**	.78**	.54**	.54**																
11 Disappointment	3.37	1.99	-.14	-.26	-.25	-.10	-.24	.46**	.62**	.71**	.55**	.48**															
12 Openness to Political Other	2.95	1.63	.44**	.45**	.42**	.43**	.55**	-.30*	-.27*	-.31*	-.33*	-.34*	-.27*														
13 Threat Perceptions	2.76	1.62	-.23	-.06	-.28*	-.11	-.29*	.51**	.44**	.37**	.51**	.58**	.33*	-.20													
14 Civil Rights least liked	5.34	1.59	.21	.19	.43**	.41**	.28*	-.53**	-.46**	-.52**	-.30*	-.48**	-.41**	.34*	-.59**												
15 Indirect Exclusion	2.56	1.53	-.26	-.20	-.46**	-.40**	-.35**	.63**	.49**	.56**	.36**	.57**	.46**	-.35*	.63**	-.98**											
16 Exclusion	2.80	1.37	-.32*	-.02	-.31*	-.22	-.20	.58**	.38**	.41**	.34*	.48**	.32*	-.37*	.70**	-.79**	.80**										
17 Unti-democratic	3.60	1.17	-.02	.04	.17	.10	-.01	-.12	-.04	-.24	-.05	-.05	-.08	-.11	.07	.11	-.14	-.10									
18 Democracy	5.42	1.06	-.02	-.35**	-.24	-.13	-.17	-.04	.04	.14	.06	.04	.18	-.09	.01	-.05	.08	-.08	-.33*								
19 Civil Rights	5.41	1.13	-.03	-.35**	-.18	-.07	-.13	-.08	.03	.14	.09	.03	.21	-.08	.00	-.01	.04	-.09	-.32*	.97**							
20 Political violence	2.02	1.41	.24	.20	.08	.01	.27*	.30*	.11	.01	-.05	.13	-.12	.20	.25	-.34*	.33*	.31*	.10	-.41**	-.42**						
21 Activism	2.69	1.38	-.01	-.03	-.13	-.12	.09	.41**	.31*	.25	.29*	.26	.18	.05	.44**	-.44**	.44**	.42**	.02	-.16	-.20	.55**					
22 Halacha	3.42	1.65	.12	-.10	-.01	-.23	-.07	.20	.19	.08	.08	.13	.10	-.26	.24	-.27	.26	.45**	.01	.04	.01	.14	.27*				
23 Dogmatism	3.24	0.99	.00	-.01	-.12	-.25	-.04	.45**	.36**	.29*	.28*	.30*	.06	-.30*	.28*	-.41**	.40**	.52**	.08	-.10	-.17	.24	.25	.28*			
24 RWA	4.64	1.43	-.15	-.25	-.14	.02	-.10	.11	-.08	.06	.10	-.03	.06	-.14	.09	-.10	.12	.11	.17	.24	.17	-.08	.25	.26	.07		
25 LWA	4.30	1.80	.12	.15	-.01	.21	.02	.18	.05	.18	.07	.15	.12	.19	.16	-.28*	.32*	.20	-.36**	.26	.22	.07	.15	-.24	.14	-.02	
26 SDO	2.92	1.29	.21	.16	.16	-.04	.11	.23	.06	.02	-.02	.13	-.23	.05	.04	.01	.00	.26	.10	-.42**	-.42**	.47**	.24	.25	.49**	-.04	-.17

Note: **. Correlation is significant at the 0.01 level (2-tailed); *. Correlation is significant at the 0.05 level (2-tailed).

9. CORRELATIONS AND DESCRIPTIVE STATISTICS OF STUDY VARIABLES BY POPULATION AND WAVE

9.1 ISRAELI JEWS

Wave 1 N=1609

	Mean	SD	1	2	3	4	5	6	7	8	9	10	11	12	13	14	15	16	17	18	19	20	21	22	23	24	25	26	27	28	29	30					
1 Capabilities	3.97	1.65																																			
2 Warmth	3.71	1.66	.35**																																		
3 Morality	2.89	1.58	.40**	.47**																																	
4 Loyalty to the country	2.25	1.56	.31**	.32**	.49**																																
5 Feeling Thermometer	27.53	21.67	.29**	.35**	.53**	.44**																															
6 Hatred	3.18	1.96	-.22**	-.29**	-.35**	-.20**	-.44**																														
7 Contempt	3.40	2.04	-.21**	-.32**	-.32**	-.19**	-.43**	.67**																													
8 Anger	4.60	1.99	-.13**	-.25**	-.39**	-.26**	-.46**	.56**	.53**																												
9 Fear	3.79	2.10	-.14**	-.06**	-.30**	-.26**	-.26**	.35**	.24**	.29**																											
10 Disgust	3.65	2.07	-.23**	-.35**	-.42**	-.26**	-.49**	.70**	.71**	.56**	.32**																										
11 Disappointment	4.49	2.18	-.03**	-.19**	-.26**	-.13**	-.25**	.35**	.39**	.58**	.15**	.38**																									
12 Openness to Political Other	3.51	1.80	.39**	.25**	.41**	.43**	.41**	-.34**	-.23**	-.14**	-.35**	-.33**	.02**																								
13 Threat Perceptions	4.44	1.77	-.17**	-.24**	-.44**	-.35**	-.44**	.44**	.38**	.45**	.37**	.44**	.32**	-.32**																							
14 Civil Rights least liked	3.28	1.73	-.31**	-.26**	-.40**	-.37**	-.38**	.43**	.34**	.29**	.41**	.39**	.12**	-.62**	.47**																						
15 Indirect Exclusion	3.22	1.78	-.32**	-.25**	-.39**	-.37**	-.37**	.41**	.31**	.25**	.43**	.37**	.06**	-.65**	.46**	.98**																					
16 Exclusion	3.54	1.73	-.31**	-.23**	-.38**	-.39**	-.34**	.36**	.24**	.17**	.40**	.33**	.05**	-.71**	.46**	.78**	.81**																				
17 Anti-democratic	2.9	1.29	-.15**	-.18**	-.16**	-.11**	-.12**	.27**	.24**	.11**	.16**	.25**	.06**	-.31**	.21**	.35**	.34**	.38**																			
18 Democracy	5.70	1.04	.15**	.13**	.15**	.09**	.08**	-.25**	-.20**	-.09**	-.16**	-.21**	-.05**	.32**	-.13**	-.32**	-.33**	-.34**	-.37**																		
19 Civil Rights	5.66	1.17	.17**	.16**	.19**	.13**	.12**	-.27**	-.24**	-.12**	-.18**	-.24**	-.07**	.35**	-.17**	-.35**	-.36**	-.37**	-.39**	.98**																	
20 Political violence	1.65	1.13	-.09**	-.12**	-.02**	.02**	.01**	.26**	.22**	.05**	.08**	.19**	.03**	-.13**	.11**	.24**	.24**	.20**	.32**	-.24**	-.23**																
21 Activism	2.41	1.10	.05**	-.02**	.07**	.08**	.06**	.12**	.13**	.07**	.02**	.08**	.06**	.06**	.05**	.07**	.06**	.00**	.06**	.03**	.03**	.37**															
22 Halacha	2.84	1.94	-.05**	-.15**	-.23**	-.15**	-.17**	.25**	.20**	.12**	.16**	.23**	.00**	-.28**	.30**	.35**	.34**	.33**	.40**	-.15**	-.18**	.24**	.11**														
23 Dogmatism	2.52	1.07	-.19**	-.16**	-.15**	-.04**	-.14**	.31**	.31**	.13**	.14**	.28**	.07**	-.23**	.17**	.29**	.28**	.27**	.34**	-.28**	-.29**	.37**	.17**	.26**													
24 RWA	3.92	1.48	-.14**	-.17**	-.21**	-.14**	-.13**	.20**	.17**	.13**	.15**	.20**	.10**	-.35**	.24**	.37**	.36**	.41**	.45**	-.20**	-.22**	.15**	-.04**	.42**	.24**												
25 LWA	5.10	1.61	.09**	.07**	.16**	.15**	.13**	-.10**	-.10**	-.02**	-.11**	-.12**	.08**	.24**	-.14**	-.21**	-.22**	-.21**	-.24**	.24**	.24**	-.09**	.05**	-.38**	-.21**	-.09**											
26 SDO	2.82	1.17	-.20**	-.04**	-.12**	-.12**	-.11**	.16**	.14**	.06**	.10**	.14**	-.02**	-.19**	.12**	.21**	.21**	.19**	.27**	-.31**	-.32**	.20**	.02**	.18**	.29**	.08**	-.30**										
27 Jewish Identification	6.53	1.10	.00**	-.06**	-.08**	-.11**	.00**	-.01**	-.04**	.02**	.07**	-.01**	.00**	-.10**	.11**	.08**	.09**	.12**	.09**	.01**	-.02**	-.15**	-.10**	.17**	-.11**	.21**	-.08**	.01**									
28 Israeli Identification	6.43	1.13	.03**	-.01**	.05**	-.03**	.03**	-.09**	-.12**	.00**	-.07**	-.10**	.04**	.06**	-.01**	-.10**	-.09**	-.06**	-.10**	.07**	.06**	-.20**	-.08**	-.20**	-.16**	-.02**	.12**	-.02**	.44**								
29 State Identification	6.23	1.32	.03**	.00**	.05**	-.05**	.07**	-.11**	-.13**	-.03**	-.07**	-.13**	.02**	.02**	-.02**	-.05**	-.03**	-.01**	-.03**	.02**	.00**	-.17**	-.09**	-.12**	-.12**	.04**	.08**	.01**	.41**	.75**							
30 Ideological Identification	3.82	1.67	-.02**	-.08**	-.13**	-.03**	-.13**	.17**	.13**	.19**	.05**	.14**	.16**	-.06**	.19**	.11**	.11**	.09**	.07**	-.06**	-.07**	.07**	.16**	.11**	.19**	.08**	-.01**	.03**	.00**	.07**	.07**						
31 Political Orientation	3.12	1.46	.13**	.24**	.25**	.29**	.22**	-.25**	-.17**	-.17**	-.13**	-.18**	-.07**	.33**	-.28**	-.34**	-.36**	-.36**	-.33**	.24**	.29**	-.13**	.05**	-.41**	-.17**	-.39**	.27**	-.23**	-.32**	-.10**	-.15**	-.14**					

Note: **, Correlation is significant at the 0.01 level (2-tailed); *, Correlation is significant at the 0.05 level (2-tailed); Political orientation: higher values indicating on more left wing

Wave 3 N=963

	Mean	SD	1	2	3	4	5	6	7	8	9	10	11	12	13	14	15	16	17	18	19	20	21	22	23	24	25	26	27	28	29	30	31	32	33	34			
1 Capabilities	4.01	1.59																																					
2 Warmth	3.79	1.64	.34**																																				
3 Morality	3.00	1.64	.43**	.47**																																			
4 Loyalty to the country	2.56	1.68	.38**	.39**	.56**																																		
5 Feeling Thermometer	27.06	22.71	.30**	.39**	.54**	.44**																																	
6 Hatred	3.30	2.04	-.25**	-.34**	-.38**	-.31**	-.39**																																
7 Contempt	3.57	2.05	-.23**	-.35**	-.34**	-.23**	-.41**	.64**																															
8 Anger	4.55	2.01	-.15**	-.27**	-.36**	-.33**	-.42**	.59**	.50**																														
9 Fear	3.78	2.12	-.14**	-.04	-.27**	-.25**	.22**	.32**	.20**	.35**																													
10 Disgust	3.82	2.12	-.26**	-.35**	-.43**	-.27**	-.48**	.67**	.68**	.49**	.22**																												
11 Disappointment	4.52	2.12	-.08	-.26**	-.27**	-.20**	-.30**	.39**	.44**	.55**	.22**	.40**																											
12 Treatment	46.51	26.63	.18**	.00	-.01	.21**	.05	.04	.04	.09**	.01	.08**	.11**																										
13 Justified	4.10	1.90	-.06	.00	.00	-.08*	-.04	.02	.03	.06	.01	.01	.01	-.42**																									
14 Openness to Political Other	3.61	1.85	.37**	.26**	.44**	.39**	.43**	-.39**	-.30**	-.20**	-.33**	-.39**	.07**	-.02																									
15 Threat Perceptions	4.41	1.81	-.16**	-.25**	-.41**	-.36**	-.37**	.38**	.33**	.42**	.36**	.36**	.30**	.06**	.04	-.31**																							
16 Dehumanization	3.57	1.76	-.27**	-.41**	-.48**	-.40**	.42**	.54**	.45**	.44**	.28**	.50**	.29**	.07**	.10	.48**	.52**																						
17 Policy Least Liked	3.27	1.50	-.28**	-.31**	-.46**	-.33**	-.41**	.49**	.44**	.32**	.33**	.50**	.18**	.09**	.00	-.63**	.47**	.64**																					
18 Civil Rights least liked	4.78	1.7	.30**	.27**	.45**	.37**	.38**	-.41**	-.36**	-.30**	-.34**	-.43**	-.17**	-.07**	-.02	.59**	.46**	.64**	.79**																				
19 Indirect Exclusion	3.14	1.74	-.31**	-.24**	-.44**	-.37**	-.36**	.41**	.34**	.28**	.35**	.41**	.13**	.04	.03	-.61**	.45**	.62**	.81**	.98**																			
20 Exclusion	3.46	1.73	-.31**	-.27**	-.40**	-.38**	-.34**	.42**	.33**	.22**	.30**	.39**	.13**	.00	.02	-.70**	.47**	.57**	.75**	.78**	.81**																		
21 Anti-democratic	3.21	1.33	-.11**	-.22**	-.18**	-.10**	-.12**	.30**	.25**	.08**	.12**	.32**	.11**	.04	.00	-.32**	.15**	.34**	.39**	.35**	.35**	.41**																	
22 Democracy	5.55	1.12	.16**	.17**	.12**	.10**	-.10**	-.27**	-.21**	-.11**	-.09**	-.27**	-.04	-.02	.04	.33**	-.11**	-.28**	-.37**	.35**	.34**	.37**	.40**																
23 Civil Rights	5.51	1.24	.16**	.17**	.14**	.12**	.12**	-.28**	-.22**	-.12**	-.11**	-.28**	-.05	-.02	.03	.35**	-.13**	-.31**	-.40**	.37**	.37**	.41**	.42**	.98**															
24 Political violence	1.69	1.06	-.06	-.09**	.02	.07**	.08**	.24**	.23**	.07**	.04	.21**	.05	.04	.01	-.11**	.08**	.20**	.23**	-.20**	.20**	.21**	.31**	.28**	.27**														
25 Activism	2.36	1.12	.02	.02	.03	.08**	.04	.08**	.08**	.12**	.07**	.06	.10**	-.01	.08**	.07**	.02	.07**	-.03	.04	-.02	.01	-.04	-.04	.33**														
26 Halacha	2.83	1.92	.00	-.06	-.13**	-.01	-.04	.12**	.16**	-.02	.11**	.23**	.04	.11**	-.04	-.25**	.07**	.19**	.31**	-.31**	.30**	.33**	.43**	-.24**	-.25**	.25**	.09**												
27 Dogmatism	2.66	1.10	-.03	-.11**	-.06**	.01	-.06	.26**	.24**	.12**	.09**	.22**	.06	.12**	-.05	-.17**	.13**	.28**	.31**	-.24**	.23**	.23**	.34**	-.29**	-.28**	.40**	.19**	.24**											
28 RWA	3.99	1.54	-.06	-.16**	-.13**	-.08**	-.05	.18**	.18**	.07**	.07**	.23**	.15**	.04	.04	-.29**	.11**	.29**	.32**	-.30**	.28**	.36**	.49**	-.18**	-.21**	.15**	-.12**	.41**	.24**										
29 LWA	5.06	1.59	.07	.06	.13**	.05	.04	-.09**	-.06**	.07**	-.05	-.09**	.07**	-.05	.05	.21**	-.04	-.13**	-.22**	.21**	-.22**	-.22**	.24**	.27**	.26**	.12**	.03	-.38**	-.19**	.11**									
30 SDO	2.96	1.24	-.06	-.09**	-.06**	-.07**	-.04	.17**	.18**	.00	.09**	.12**	-.03	-.04	.02	-.20**	.06	.14**	.23**	-.19**	.20**	.22**	.33**	-.33**	.33**	.23**	.03	.21**	.29**	.14**	.31**								
31 Jewish Identification	6.52	1.13	-.02	.00	-.07**	-.08**	-.03	.00	-.02	.00	.09**	.01	-.01	-.08**	.04	-.16**	.03	.05	.07**	-.09**	.11**	.15**	.17**	-.01	-.03	-.11**	-.16**	.15**	-.11**	.22**	.10**	.05							
32 Israeli Identification	6.45	1.13	.04	.02	-.03	-.06	-.04	-.04	-.06	.06	.03	-.06	.03	-.07**	.08**	-.01	.04	-.01	-.06**	.01	.00	-.01	-.06	.13**	.12**	-.13**	-.09**	-.16**	-.16**	.01	.17**	-.11**	.44**						
33 State Identification	6.2	1.38	.02	.01	-.01	-.05	.01	-.05	-.08**	.00	.02	-.06	.04	-.09**	.11**	-.06	.05	-.02	-.04	.01	.01	.04	.02	.06**	.04	-.08**	-.10**	-.14**	.05	.10**	-.06	.41**	.79**						
34 Ideological Identification	4.07	1.81	.00	-.09**	-.13**	-.03	-.16**	.09**	.13**	.16**	.08**	.13**	.17**	.21**	-.07**	-.06	.14**	.11**	.14**	-.11**	.10**	.06	.05	-.01	-.02	.00	.21**	.04	.18**	.06	.07**	-.02	-.03	.09**	.09**				
35 Political Orientation	3.02	1.65	.12**	.15**	.16**	.20**	.12**	-.24**	-.20**	-.12**	-.13**	-.22**	-.13**	-.01	-.03	.35**	-.18**	-.31**	-.34**	.32**	-.33**	-.40**	-.47**	.27**	.31**	-.15**	.04	-.35**	-.16**	-.42**	.26**	-.25**	-.33**	-.11**	-.20**	-.11**			

Note: **. Correlation is significant at the 0.01 level (2-tailed); *. Correlation is significant at the 0.05 level (2-tailed); Political orientation: higher values indicating on more left wing

Wave 3 N=418

	Mean	SD	1	2	3	4	5	6	7	8	9	10	11	12	13	14	15	16	17	18	19	20	21	22	23	24	25	26	27	28	29	30	31	32	33	34								
1 Capabilities	3.52	1.70																																										
2 Warmth	2.90	1.70	.54**																																									
3 Morality	2.62	1.71	.47**	.69**																																								
4 Loyalty to the country	3.38	1.83	.41**	.50**	.51**																																							
5 Feeling Thermometer	23.30	25.92	.38**	.52**	.64**	.35**																																						
6 Hatred	3.80	2.07	-.26**	-.29**	-.27**	-.14**	-.35**																																					
7 Contempt	4.16	2.00	-.23**	-.23**	-.30**	-.15**	-.41**	.67**																																				
8 Anger	4.64	1.91	-.19**	-.29**	-.40**	-.19**	-.48**	.65**	.69**																																			
9 Fear	3.82	2.13	-.07	-.10*	-.14*	.04	-.22*	.44*	.42*	.44**																																		
10 Disgust	4.64	2.02	-.21**	-.28**	-.40**	-.16**	-.47**	.63**	.69**	.70**	.40**																																	
11 Disappointment	4.76	2.06	-.07	-.22**	-.37**	-.17**	-.41**	.35**	.43**	.57**	.38**	.52**																																
12 Treatment	46.62	32.9	.09	.09	.09	.17**	.25**	-.08	-.11*	-.10	-.06	-.10	-.14**																															
13 Justified	3.64	1.95	.17*	.04	.04	.08	.07	.01	.02	.05	.09	.06	.08	-.11*																														
14 Openness to Political Other	2.65	1.58	.43**	.48**	.56**	.38**	.64**	-.39**	-.35**	-.43**	-.17**	-.48**	.28**	.16**	.07																													
15 Threat Perceptions	4.41	1.85	-.13*	-.25**	-.32**	-.13*	-.25**	.37**	.38**	.44**	.28**	.35**	.38**	.05	.04	-.25**																												
16 Dehumanization	4.51	1.71	-.19**	-.33**	-.42**	-.22**	-.42**	.51**	.47**	.54**	.27**	.50**	.45**	-.02	-.05	-.41**	.48**																											
17 Policy Least Liked	3.96	1.42	-.31**	-.27**	-.35**	-.21**	-.39**	.61**	.52**	.51**	.39**	.55**	.35**	-.06	-.04	-.45**	.45**	.65**																										
18 Civil Rights least liked	4.30	1.67	.23**	.26**	.28**	.19**	.27**	.63**	.49**	.46**	.34**	.47**	.33**	.04	-.02	.33**	.53**	.62**	.72**																									
19 Indirect Exclusion	3.62	1.70	-.24**	-.25**	-.27**	-.18**	-.26**	.65**	.50**	.47**	.33**	.49**	.31**	-.04	.01	-.33**	.52**	.61**	.73**	.98**																								
20 Exclusion	4.21	1.66	-.27**	-.33**	-.39**	-.24**	-.38**	.58**	.51**	.50**	.30**	.53**	.40**	-.05	.04	-.50**	.62**	.64**	.72**	.76**	.77**																							
21 Anti-democratic	3.28	1.09	.06	.19**	.27**	.07	.26**	-.05	-.08	-.13*	-.01	-.06	-.13*	-.05	.08	.11*	.11*	.12*	.05	-.02	.05	.04																						
22 Democracy	5.99	1.04	-.06	-.19**	-.28**	-.12*	-.31**	-.03	.07	.13*	-.04	.11*	.23**	-.03	.05	-.13*	.11*	.12*	-.06	.11*	.12*	.01	-.19**																					
23 Civil Rights	6.03	1.08	-.04	-.16**	-.27**	-.11*	-.30**	-.04	.07	.12*	-.04	.10	.22**	-.04	.05	-.11*	.10	.10	-.08	.13*	.15**	-.02	-.20**	.98**																				
24 Political violence	2.24	1.40	.09	.22**	.28**	.17**	.32**	.15**	.08	-.03	.08	.04	-.07	-.06	.03	.23**	-.03	.01	.19**	-.25**	.27**	.09	.31**	-.33**	-.34**																			
25 Activism	2.62	1.25	.08	.11*	.19**	.21**	.26**	.19**	.14**	.14**	.12*	.09	.02	.08	.01	.15**	.12**	.07	.14**	-.23**	.24**	.08	.17**	-.23**	-.24**	.53**																		
26 Halacha	3.53	1.55	-.12*	.01	.04	.03	-.08	.19**	.13**	.17**	.08	.18**	.07	-.16**	.12*	-.15**	.07	.12*	.27**	-.17**	.19**	.01	.03	.00	.17**	.16**																		
27 Dogmatism	3.19	1.05	.07	.14**	.16**	.10**	.17**	.15**	.09	.06	.10	.06	-.06	-.09	.07	.11**	.02	.10	.24**	-.20**	.23**	.15**	.37**	-.23**	-.25**	.46**	.27**	.11**																
28 RWA	4.41	1.29	.02	.09	.02	.00	.01	.01	.09	.11**	.05	.08	.15**	-.06	-.01	.00	-.01	.11*	.08	.01	-.01	.05	.11*	.19**	.17**	.07	.03	.03	.13**															
29 LWA	3.73	1.84	.14**	.07	.02	.05	.06	-.04	.03	.10	-.07	.05	.13**	.05	.08	.11**	.08	.07	-.04	-.03	.02	.03	-.14**	.12**	.10	.13**	.26**	-.01	-.02	.39**														
30 SDO	2.56	1.22	.09	.17**	.28**	.17**	.24**	.09	.01	-.06	.06	-.03	-.14**	-.09	.03	.12**	-.15**	-.12**	.06	-.08	.10**	-.03	.30**	-.50**	-.51**	.46**	.28**	.04	.37**	-.09	-.09													
31 Jewish Identification	6.06	1.49	-.06	-.05	-.09	-.02	-.15**	.03	.05	.08	.01	.08	.03	-.05	-.03	-.17**	.04	.17**	.07	-.06	.06	.08	-.17**	.27**	.28**	.16**	.11**	.15**	-.19**	-.06	-.01	-.28**												
32 Israeli Identification	4.38	1.94	.17**	.11**	.14**	-.03	.21**	-.30**	-.22**	-.21**	-.14**	-.20**	-.02	.01	-.04	.19**	-.08	-.11**	-.20**	.26**	-.28**	-.19**	.15**	-.07	-.06	-.06	.11**	-.21**	.02	.13**	-.09	.09	-.20**											
33 State Identification	4.40	1.96	.17**	.16**	.19**	.01	.23**	-.27**	-.22**	-.22**	-.18**	-.18**	-.04	-.03	-.01	.16**	-.10**	-.11**	-.19**	.23**	-.25**	-.16**	.20**	-.03	-.03	-.06	.13**	-.17**	.07	.17**	-.12**	.08	-.18**	.79**										
34 Ideological Identification	4.01	1.92	.01	-.03	-.06	.10	.00	.10**	.08	.13**	.12**	.09	.06	.10**	.05	.06	.11**	.11**	.06	-.09	.09	-.01	-.08	.02	.00	.12**	.25**	.03	.04	.07	.18**	.06	.04	-.09	-.17**									
35 Political Orientation	4.94	1.63	-.10	-.03	-.04	.08	-.01	-.02	.01	.00	.03	-.02	.02	.13**	.10	.04	.12**	.05	.00	-.10	.08	.04	-.24**	.06	.06	-.06	.08	-.02	-.12**	-.06	.19**	-.10**	.16**	-.09	-.18**	.22**								

Note: **, Correlation is significant at the 0.01 level (2-tailed); *, Correlation is significant at the 0.05 level (2-tailed); Political orientation: higher values indicating on more left wing

9.3. POLITICAL LEFT (JEWS)

Wave 1 N=243

	Mean	SD	1	2	3	4	5	6	7	8	9	10	11	12	13	14	15	16	17	18	19	20	21	22	23	24	25	26	27	28	29	30								
Capabilities	4.33	1.44																																						
Warmth	4.20	1.43	.48**																																					
Morality	3.39	1.6	.44**	.48**																																				
Loyalty to the country	3.05	1.78	.29**	.28**	.29**																																			
Feeling Thermometer	29.81	20.13	.19**	.26**	.41**	.32**																																		
Hatred	2.78	1.71	-.13	-.24**	-.28**	.04	-.33**																																	
Contempt	3.28	1.84	-.14	-.21**	-.22**	-.12	-.38**	.65**																																
Anger	4.64	1.91	-.06	-.16	-.38**	-.16	-.46**	.46**	.45**																															
Fear	3.27	1.95	-.09	-.23**	-.31**	-.15	-.24**	.32**	.27**	.25**																														
Disgust	3.41	1.86	-.22**	-.29**	-.38**	-.21**	-.40**	.61**	.57**	.45**	.35**																													
Disappointment	4.56	2.15	-.04	-.15	-.24**	-.13	-.34**	.25**	.33**	.58**	.14**	.31**																												
Openness to Political Other	4.61	1.71	.39**	.35**	.38**	.48**	.35**	-.20**	-.18**	-.06	-.24**	-.38**	-.02																											
Threat Perceptions	4.03	1.63	-.19**	-.24**	-.52**	-.29**	-.44**	.39**	.35**	.42**	.42**	.43**	.30**	-.34**																										
Civil Rights least liked	2.35	1.18	-.24**	-.33**	-.34**	-.41**	-.21**	.24**	.22**	.16**	.38**	.35**	.16**	-.49**	.46**																									
Indirect Exclusion	2.15	1.12	-.24**	-.33**	-.35**	-.40**	-.20**	.24**	.21**	.13**	.42**	.33**	.13**	-.51**	.45**	.97**																								
Exclusion	2.39	1.32	-.23**	-.33**	-.33**	-.35**	-.22**	.23**	.19**	.04**	.37**	.37**	.06**	-.68**	.42**	.67**	.71**																							
Anti-democratic	2.11	1.03	-.23**	-.15**	-.07**	-.10**	.10**	.11**	.09**	-.06**	.11**	.19**	.01**	-.29**	.08**	.32**	.34**	.41**																						
Democracy	6.21	0.73	.08**	.03**	-.02**	.01**	-.12**	-.04**	-.06**	.12**	-.16**	-.07**	.09**	.22**	-.05**	-.33**	-.37**	-.37**	-.41**																					
Civil Rights	6.30	0.82	.14**	.06**	.00**	.05**	-.11**	-.05**	-.08**	.11**	-.17**	-.10**	.07**	.27**	-.08**	-.37**	-.41**	-.40**	-.47**	.96**																				
Political violence	1.47	0.88	-.16**	-.05**	-.04**	-.06**	.05**	.17**	.11**	-.06**	.16**	.10**	-.12**	-.22**	.12**	.24**	.27**	.23**	.35**	-.36**	-.38**																			
Activism	2.66	0.92	-.09**	.01**	-.10**	-.02**	-.02**	.07**	.08**	.14**	.19**	.13**	.08**	-.03**	.20**	.11**	.10**	.05**	.07**	.12**	.11**	.36**																		
Halacha	1.73	1.23	-.07**	-.07**	-.02**	.02**	.19**	.00**	-.02**	-.18**	-.03**	-.01**	-.08**	-.12**	-.06**	.17**	.20**	.25**	.39**	-.22**	-.24**	.40**	.22**																	
Dogmatism	2.3	0.95	-.09**	-.12**	-.07**	.07**	.06**	.18**	.14**	-.02**	.12**	.14**	-.03**	-.09**	.14**	.14**	.16**	.13**	.18**	-.22**	-.19**	.40**	.28**	.27**																
RWA	2.91	1.32	-.10**	-.09**	-.04**	-.18**	.08**	.04**	.01**	-.07**	.11**	.07**	.05**	-.28**	.07**	.31**	.33**	.41**	.53**	-.32**	-.35**	.26**	-.04**	.39**	.17**															
LWA	5.83	1.26	.10**	.01**	-.03**	-.02**	-.18**	.03**	-.01**	.21**	.09**	.05**	.19**	.14**	.09**	-.03**	-.07**	-.10**	-.16**	.20**	.18**	-.20**	.07**	-.20**	-.23**	-.12**														
SDO	2.36	1.08	-.17**	-.08**	.09**	-.11**	.19**	.02**	.05**	-.11**	-.02**	.05**	-.12**	-.20**	-.01**	.20**	.22**	.20**	.36**	-.37**	-.41**	.29**	-.03**	.19**	.24**	.25**	-.27**													
Jewish Identification	5.72	1.67	.04**	.06**	.12**	.04**	.22**	-.21**	-.22**	-.12**	-.10**	-.21**	.02**	.10**	-.13**	-.14**	-.12**	-.06**	.09**	.02**	.01**	-.21**	-.18**	.01**	-.17**	.11**	-.03**	.08**												
Israeli Identification	6.18	1.32	.05**	.07**	.13**	.06**	.14**	-.18**	-.24**	-.09**	-.21**	-.21**	.01**	.16**	-.16**	-.24**	-.27**	-.17**	-.08**	.17**	.20**	-.30**	-.18**	-.17**	-.24**	-.04**	.09**	-.03**	.58**											
State Identification	5.82	1.51	.12**	.11**	.16**	-.01**	.19**	-.24**	-.24**	-.09**	-.25**	-.24**	.00**	.17**	-.19**	-.16**	-.19**	-.12**	-.03**	.09**	.11**	-.22**	-.11**	-.09**	-.19**	.04**	-.01**	.05**	.56**	.80**										
Ideological Identification	4.10	1.64	-.02**	.08**	-.07**	.08**	-.12**	.19**	.09**	.17**	.13**	.12**	.13**	-.02**	.18**	-.01**	.00**	.00**	-.12**	.15**	.15**	.03**	.27**	-.02**	.20**	-.09**	.08**	-.21**	-.11**	-.01**	-.05**									
Political Orientation	5.41	0.65	.03**	.02**	-.08**	.15**	-.09**	.09**	.03**	.03**	.10**	.09**	-.03**	.05**	.10**	.00**	-.02**	-.09**	-.20**	.15**	.15**	.01**	.20**	-.07**	.09**	-.29**	.15**	-.25**	-.24**	-.08**	-.21**	-.48**								

Note: **. Correlation is significant at the 0.01 level (2-tailed); *. Correlation is significant at the 0.05 level (2-tailed); Political orientation: higher values indicating on more left wing

Wave 2 N=246

	Mean	SD	1	2	3	4	5	6	7	8	9	10	11	12	13	14	15	16	17	18	19	20	21	22	23	24	25	26	27	28	29	30	31	32	33	34				
1 Capabilities	4.51	1.51																																						
2 Warmth	4.15	1.47	.45**																																					
3 Morality	3.41	1.48	.37**	.46**																																				
4 Loyalty to the country	3.22	1.72	.31**	.49**	.42**																																			
5 Feeling Thermometer	29.96	19.37	.20**	.27**	.44**	.29**																																		
6 Hatred	2.78	1.71	-.24**	-.37**	-.29**	-.28**	-.40**																																	
7 Contempt	3.16	1.89	-.24**	-.37**	-.32**	-.23**	-.40**	.63**																																
8 Anger	4.67	1.83	-.01	-.15**	-.32**	-.17**	-.39**	.45**	.44**																															
9 Fear	3.17	1.90	-.04	-.14**	-.25**	-.17**	-.22**	.38**	.28**	.27**																														
10 Disgust	3.31	1.83	-.16**	-.30**	-.37**	-.26**	-.38**	.62**	.57**	.43**	.41**																													
11 Disappointment	4.60	2.03	-.04	-.16**	-.27**	-.18**	-.30**	.25**	.37**	.65**	.12**	.35**																												
12 Treatment	51.14	25.52	.20**	.19**	.00	.23**	.03**	-.07**	-.04**	.13**	-.04**	.03**	.09**																											
13 Justified	3.59	1.78	-.16**	-.09**	-.03**	-.14**	.00	.06**	.08**	.08**	.00	-.02**	.11**	-.54**																										
14 Openness to Political Other	4.56	1.72	.26**	.26**	.25**	.34**	.24**	-.37**	-.25**	-.08**	-.21**	-.33**	-.11**	.16**	-.09**																									
15 Threat Perceptions	3.97	1.63	-.13**	-.14**	-.30**	-.14**	.37**	.32**	.22**	.36**	.25**	.31**	.25**	.27**	-.09**	.22**																								
16 Dehumanization	2.92	1.48	-.31**	-.44**	-.36**	-.35**	-.33**	.47**	.41**	.37**	.21**	.46**	.32**	.02**	.03**	-.48**	.44**																							
17 Policy Least Liked	2.57	1.23	-.23**	-.38**	-.40**	-.33**	-.36**	.44**	.43**	.25**	.16**	.41**	.22**	.00	.01**	-.60**	.42**	.63**																						
18 Civil Rights least liked	5.52	1.32	.27**	.38**	.31**	.38**	.30**	-.41**	-.40**	-.21**	-.20**	-.41**	-.23**	.05**	-.02**	.53**	-.34**	-.56**	-.71**																					
19 Indirect Exclusion	2.29	1.27	-.29**	-.36**	-.31**	-.38**	-.29**	.38**	.38**	.18**	.24**	.41**	.21**	-.08**	.01**	-.56**	.33**	.56**	.73**	.98**																				
20 Exclusion	2.47	1.44	-.29**	-.30**	-.28**	-.34**	-.20**	.36**	.27**	.13**	.23**	.35**	.20**	-.09**	.04**	-.66**	.36**	.59**	.69**	.67**	.73**																			
21 Anti-democratic	2.12	1.08	-.12**	-.17**	-.06**	-.08**	.01**	.12**	.13**	.01**	.09**	.17**	.04**	-.08**	-.01**	-.30**	.04**	.31**	.25**	.28**	.30**	.39**																		
22 Democracy	6.01	0.86	.20**	.18**	.11**	.05**	-.04**	-.09**	-.15**	-.01**	-.10**	-.12**	-.05**	.15**	-.02**	.29**	.00**	-.22**	-.23**	.18**	-.21**	-.30**	-.38**																	
23 Civil Rights	6.11	0.95	.22**	.23**	.14**	.09**	-.02**	-.12**	-.19**	-.03**	-.14**	-.16**	-.08**	.17**	-.05**	.31**	.00**	-.22**	-.23**	.22**	-.26**	-.33**	-.44**	.96**																
24 Political violence	1.46	0.77	-.19**	-.12**	.00**	-.07**	.02**	.15**	.13**	-.05**	-.07**	.11**	-.08**	-.12**	.02**	-.19**	.06**	.17**	.20**	-.25**	.27**	.23**	.38**	-.29**	-.30**															
25 Activism	2.48	1.03	-.11**	-.04**	.00**	.12**	.00**	.11**	.07**	.02**	.02**	.00**	.00**	-.02**	.05**	.09**	.07**	.11**	-.11**	.14**	.05**	-.05**	.03**	.04**	.21**															
26 Halacha	1.57	1.15	-.22**	-.20**	-.06**	-.09**	-.06**	.27**	.20**	.02**	.08**	.25**	.07**	-.13**	.03**	-.36**	.11**	.29**	.38**	.42**	.45**	.42**	.41**	-.28**	-.29**	.38**	.22**													
27 Dogmatism	2.47	0.90	-.26**	-.26**	-.22**	-.12**	-.10**	.25**	.29**	.09**	.20**	.24**	.10**	.05**	-.01**	-.22**	.13**	.35**	.33**	-.27**	.29**	.32**	.35**	-.29**	-.29**	.24**	.15**	.33**												
28 RWA	3.12	1.48	-.04**	-.12**	-.09**	-.12**	.03**	.10**	.04**	-.02**	-.14**	.22**	.04**	-.04**	-.02**	-.40**	.10**	.37**	.32**	-.34**	.38**	.48**	.54**	-.23**	-.29**	.20**	-.12**	.39**	.29**											
29 LWA	5.90	1.17	.17**	.07**	.02**	-.01**	-.05**	.05**	.04**	.14**	.01**	.15**	.07**	.03**	.17**	-.02**	-.09**	-.11**	.05**	-.09**	-.09**	-.13**	.19**	.16**	-.25**	.08**	-.23**	.17**	-.09**											
30 SDO	2.40	1.12	-.24**	-.19**	-.06**	-.11**	.00**	.13**	.13**	-.06**	.09**	.16**	-.05**	-.10**	.04**	-.24**	.06**	.20**	.26**	-.21**	.23**	.26**	.29**	-.30**	-.32**	.25**	.02**	.24**	.38**	.33**	-.35**									
31 Jewish Identification	5.80	1.60	.08**	.09**	.13**	-.08**	.12**	-.09**	-.20**	-.10**	-.02**	-.16**	-.04**	-.21**	.11**	-.18**	-.14**	-.03**	.07**	-.02**	.05**	.14**	.15**	.03**	-.01**	-.06**	.13**	.12**	-.08**	.31**	-.01**	.00**								
32 Israeli Identification	6.11	1.39	.12**	.11**	.14**	-.06**	.13**	-.10**	-.14**	-.08**	-.06**	-.12**	-.01**	-.14**	.04**	-.11**	-.09**	-.12**	-.04**	.04**	-.02**	.01**	.03**	.09**	.04**	-.07**	-.14**	-.06**	-.22**	.18**	-.02**	-.04**	.60**							
33 State Identification	5.77	1.64	.12**	.06**	.11**	-.06**	.10**	-.11**	-.13**	-.11**	.01**	-.13**	-.03**	-.18**	.09**	-.15**	-.08**	-.05**	.03**	.02**	.01**	.07**	.09**	.09**	.03**	-.05**	-.15**	-.01**	-.13**	.26**	-.10**	.02**	.59**	.87**						
34 Ideological Identification	4.28	1.60	.12**	.10**	-.04**	.08**	-.16**	.20**	.08**	.24**	.07**	.13**	.07**	.24**	-.08**	.00**	.13**	.08**	.05**	-.04**	.03**	.01**	-.02**	.11**	.12**	.01**	.23**	-.08**	.10**	-.01**	.14**	-.02**	-.01**	-.01**	.00**					
35 Political Orientation	5.44	0.66	.13**	.05**	-.10**	.08**	-.13**	.12**	.04**	.07**	.08**	.09**	-.05**	.22**	-.13**	-.03**	.22**	.10**	.10**	-.05**	.03**	.05**	-.03**	.06**	.10**	-.02**	.13**	-.06**	.12**	-.05**	.18**	-.19**	-.19**	-.19**	-.23**	.35**				

Note: **. Correlation is significant at the 0.01 level (2-tailed); *. Correlation is significant at the 0.05 level (2-tailed); Political orientation: higher values indicating on more left wing

Wave 5 N=248

	Mean	SD	1	2	3	4	5	6	7	8	9	10	11	12	13	14	15	16	17	18	19	20	21	22	23	24	25	26	27	28	29	30	31	32	33	34				
1 Capabilities	4.29	1.61																																						
2 Warmth	4.13	1.43	.30**																																					
3 Morality	3.42	1.66	.39**	.46**																																				
4 Loyalty to the country	3.08	1.82	.40**	.42**	.32**																																			
5 Feeling Thermometer	29.64	23.00	.28**	.30**	.48**	.21**																																		
6 Hatred	2.86	1.77	-.17**	-.31**	-.38**	-.26**	-.49**																																	
7 Contempt	3.38	1.91	-.30**	-.32**	-.39**	-.29**	-.44**	.66**																																
8 Anger	4.69	2.07	-.13**	-.25**	-.45**	-.14**	-.48**	.55**	.58**																															
9 Fear	3.69	2.14	-.10**	-.17**	-.33**	-.13**	-.31**	.42**	.36**	.45**																														
10 Disgust	3.39	1.92	-.23**	-.37**	-.45**	-.28**	-.45**	.73**	.65**	.55**	.41**																													
11 Disappointment	4.60	2.08	-.17**	-.29**	-.39**	-.19**	-.38**	.41**	.42**	.63**	.31**	.48**																												
12 Treatment	50.21	25.97	.04	-.02	-.21**	.15**	-.08	.08	.00	.21**	.06	.13**	.22**																											
13 Justified	3.85	1.92	-.08	-.13**	.00	-.11	-.12	.18**	.23**	.22**	.06	.12	.18**	-.38**																										
14 Openness to Political Other	4.55	1.75	.36**	.43**	.38**	.39**	.45**	.44**	.35**	.18**	.28**	.41**	.19**	.13**	-.15**																									
15 Threat Perceptions	4.42	1.79	-.20**	-.28**	-.42**	-.23**	-.52**	.48**	.40**	.56**	.44**	.46**	.45**	.16**	.14**	-.37**																								
16 Dehumanization	2.76	1.49	-.34**	-.30**	-.46**	-.32**	-.44**	.49**	.49**	.40**	.25**	.48**	.32**	.03	.19**	-.50**	.45**																							
17 Policy Least Liked	2.48	1.23	-.28**	-.25**	-.34**	-.23**	-.40**	.43**	.33**	.26**	.27**	.35**	.19**	-.03	.06	.55**	.38**	.68**																						
18 Civil Rights least liked	5.51	1.25	.32**	.25**	.35**	.38**	.38**	-.37**	-.31**	-.29**	-.23**	-.34**	-.30**	-.05	-.11	.47**	.41**	.66**	.67**																					
19 Indirect Exclusion	2.29	1.21	-.34**	-.23**	-.32**	-.38**	-.33**	.33**	.27**	.22**	.24**	.29**	.21**	.00	.11	.48**	.36**	.66**	.71**	-.97**																				
20 Exclusion	2.35	1.38	-.18**	-.28**	-.25**	-.34**	-.28**	.36**	.27**	.14**	.28**	.26**	.15**	-.11	.10	.64**	.34**	.54**	.63**	.65**	.71**																			
21 Anti-democratic	2.10	0.96	-.18**	-.09**	-.02	-.22**	.03	.06	.13**	.07**	.02	.06	.02	-.04	.06	.22**	.04	.27**	.29**	.28**	.31**	.34**																		
22 Democracy	6.12	0.81	.01	.00	.04	.08	.06	-.02	.00	.07	-.06	.03	.00	.00	-.07	.16**	.01	-.09	-.14**	.15**	.15**	.17**	.38**																	
23 Civil Rights	6.19	0.93	.04	.00	.04	.10	.07	-.02	.02	.09	-.06	.01	.00	.02	-.08	.21**	.01	-.11	-.15**	.17**	.17**	.21**	.40**	.97**																
24 Political violence	1.71	0.94	-.09	-.05	-.12	-.04	.01	.20**	.18**	.12	.15**	.15**	.04	.00	.06	-.12	.21**	.27**	.33**	.21**	.24**	.19**	.25**	.20**	.18**															
25 Activism	3.14	1.09	-.11	-.09	-.13**	-.08	-.02	.19**	.17**	.27**	.14**	.17**	.17**	.03	.03	.12	.24**	.14**	.09	-.11	.10	-.07	-.14**	.19**	.20**	.27**														
26 Halacha	1.73	1.24	-.13**	-.17**	-.01	-.19**	.03	.08	.03	-.08	-.02	.07	-.01	.00	-.12	.23**	.08	.18**	.28**	.25**	.27**	.32**	.42**	-.12	-.14**	.16**	-.13**													
27 Dogmatism	2.40	1.01	-.19**	-.24**	-.26**	-.16**	-.23**	.29**	.31**	.31**	.25**	.23**	.22**	.09	.06	-.26**	.34**	.32**	.39**	.34**	.35**	.32**	.13**	-.08	-.08	.25**	.15**	.10**												
28 RWA	2.71	1.34	-.06	-.05	.04	-.12	-.05	.07	.00	-.11	-.01	-.01	-.11	-.06	.05	-.16**	.06	.21**	.19**	-.25**	.29**	.37**	.45**	-.03	-.08	.14**	-.17**	.43**	.07**											
29 LWA	5.99	1.19	.11	.07	-.06	.07	-.02	.04	.08	.19**	.10	.09	.20**	.03	.05	.11	.10	-.03	-.12	.04	-.08	-.14**	.29**	.28**	.27**	-.07	.26**	-.37**	-.02	-.17**										
30 SDO	2.19	1.00	-.13**	-.03	.05	-.06	.04	.01	.02	-.06	.00	-.03	-.04	-.07	.03	.04	.01	.06	.10	-.04	.07	.07	.26**	-.21**	-.23**	.16**	.01	.04	.14**	.16**	-.31**									
31 Jewish Identification	5.98	1.43	.11	.23**	.14**	.16**	.12**	-.21**	-.17**	-.17**	-.10**	-.15**	-.04	-.01	-.09	.14**	-.14**	-.08	-.06	.02	.01	.05	.09	.01	-.02	.02	-.06	.05	-.12	.21**	.03	.02								
32 Israeli Identification	6.26	1.24	.02	.17**	.03	.11	.04	-.15**	-.11**	-.06	-.01	-.12	.07	.02	.04	.08	-.05	-.07	-.17**	.09	-.09	-.07	-.13**	.07	.06	-.04	.02	-.17**	-.14**	.04	.20**	.03	.45**							
33 State Identification	5.73	1.56	.04	.13**	.13**	.10	.07	-.17**	-.10**	-.12	-.01	-.13**	-.04	-.04	.04	.05	-.07	-.08	-.15**	.08	-.06	-.04	-.13**	.03	.02	-.05	.02	-.10	-.13**	.05	.07	.04	.42**	.75**						
34 Ideological Identification	4.35	1.65	.12	-.03	-.09	.17**	-.09	.16**	.05	.17**	.12**	.14**	.10	.17**	.01	.04	.18**	.05	.05	-.03	.00	-.02	-.15**	.12**	.17**	.15**	.27**	-.18**	.17**	-.10	.15**	-.08	-.04	.07	.08					
35 Political Orientation	5.57	0.74	.07	-.07	-.14**	.06	-.08	.18**	.08	.12**	.11**	.13**	.02	.03	.03	.01	.15**	.01	.03	.02	-.04	-.01	-.10	.13**	.14**	.04	.25**	.02	.13**	-.08	.16**	-.18**	-.23**	-.15**	-.17**	-.36**				

Note: **. Correlation is significant at the 0.01 level (2-tailed); *. Correlation is significant at the 0.05 level (2-tailed); Political orientation: higher values indicating on more left wing

9.4. POLITICAL RIGHT (JEWS)

Wave 1 N=901

	Mean	SD	1	2	3	4	5	6	7	8	9	10	11	12	13	14	15	16	17	18	19	20	21	22	23	24	25	26	27	28	29	30					
1 Capabilities	3.80	1.73																																			
2 Warmth	3.42	1.76	.28**																																		
3 Morality	2.57	1.55	.37**	.41**																																	
4 Loyalty to the country	1.90	1.34	.26**	.28**	.55**																																
5 Feeling Thermometer	23.9	21.34	.30**	.34**	.55**	.48**																															
6 Hatred	3.55	2.06	-.23**	-.28**	-.32**	-.22**	-.42**																														
7 Contempt	3.66	2.15	-.22**	-.37**	-.34**	-.22**	-.42**	.68**																													
8 Anger	4.89	1.96	-.13**	-.26**	-.38**	-.31**	-.44**	.56**	.54**																												
9 Fear	4.08	2.15	-.13**	.03	-.25**	-.24**	-.20**	.30**	.18**	.26**																											
10 Disgust	3.93	2.14	-.23**	-.37**	-.40**	-.27**	-.48**	.71**	.74**	.57**	.27**																										
11 Disappointment	4.60	2.24	.00	-.20**	-.24**	-.15**	-.19**	.36**	.38**	.55**	.11**	.35**																									
12 Openness to Political Other	3.08	1.67	.36**	.13**	.33**	.33**	.39**	-.33**	-.21**	-.12**	-.34**	-.28**	.06																								
13 Threat Perceptions	4.85	1.76	-.12**	-.19**	-.40**	-.36**	-.41**	.42**	.38**	.45**	.32**	.43**	.33**	-.23**																							
14 Civil Rights least liked	3.74	1.82	-.32**	-.19**	-.37**	-.32**	-.40**	.44**	.35**	.31**	.39**	.40**	.09**	-.61**	.42**																						
15 Indirect Exclusion	3.71	1.86	-.32**	-.17**	-.36**	-.32**	-.40**	.42**	.32**	.27**	.40**	.38**	.05	-.63**	.41**	.96**																					
16 Exclusion	3.98	1.72	-.32**	-.15**	-.34**	-.34**	-.35**	.36**	.26**	.19**	.35**	.33**	.03	-.68**	.42**	.78**	.80**																				
17 Anti-democratic	3.22	1.29	-.11**	-.14**	-.12**	-.02	-.11**	.27**	.23**	.13**	.07**	.25**	.07**	-.20**	.14**	.24**	.22**	.25**																			
18 Democracy	5.52	1.09	.13**	.09**	.11**	.04	.11**	-.25**	-.23**	-.13**	-.10**	-.21**	-.09**	.28**	-.07**	-.23**	-.23**	-.25**	-.30**																		
19 Civil Rights	5.42	1.22	.14**	.11**	.15**	.07**	.14**	-.28**	-.26**	-.17**	-.11**	-.24**	-.10**	.29**	-.11**	-.25**	-.24**	-.27**	-.31**	.98**																	
20 Political violence	1.74	1.21	-.07**	-.16**	-.01	.02	-.03	.29**	.25**	.09**	.06	.23**	.07**	-.11**	.08**	.21**	.21**	.16**	.28**	-.20**	-.19**																
21 Activism	2.38	1.15	.07**	-.10**	.05	.03	.04	.17**	.15**	.06	.03	.13**	.06	.02	.05	.12**	.11**	.04	.09**	-.01	-.01	.36**															
22 Halacha	3.45	2.01	.02	-.13**	-.22**	-.12**	-.20**	.23**	.18**	.15**	.11**	.24**	.01	-.21**	.28**	.26**	.24**	.22**	.29**	-.03	-.06	.15**	.13**														
23 Dogmatism	2.64	1.11	-.19**	-.16**	-.15**	-.01	-.17**	.30**	.32**	.14**	.09**	.29**	.07**	-.23**	.13**	.26**	.25**	.23**	.32**	-.25**	-.26**	.34**	.20**	.18**													
24 RWA	4.32	1.41	-.11**	-.14**	-.17**	-.05	-.11**	.20**	.18**	.14**	.10**	.22**	.10**	-.24**	.19**	.26**	.23**	.29**	.35**	-.06	-.08**	.10**	.00	.33**	.21**												
25 LWA	4.76	1.68	.06	.04	.17**	.13**	.15**	-.05	-.06	-.02	-.08**	-.10**	.09**	.19**	-.11**	-.14**	-.14**	-.14**	-.18**	.18**	.00	.05	-.33**	-.16**	.01												
26 SDO	3.02	1.17	-.14**	.02	-.13**	-.06	-.15**	.14**	.14**	.09**	.10**	.14**	-.01	-.13**	.09**	.14**	.14**	.12**	.20**	-.26**	-.26**	.14**	.05	.09**	.24**	-.05	-.27**										
27 Jewish Identification	6.76	0.78	.01	-.07**	-.11**	-.09**	-.07**	.04	.02	.08**	.08**	.02	-.02	-.06	.19**	.05	.05	.06	.00	.14**	.11**	-.17**	-.05	.14**	-.15**	.14**	-.02	-.08**									
28 Israeli Identification	6.47	1.09	.03	-.01	.04	.01	.02	-.08**	-.08**	-.01	-.06	-.10**	.02	.09**	.02	-.11**	-.10**	-.07**	-.11**	.06	.04	-.15**	-.03	-.24**	-.14**	-.06	.15**	-.01	.36**								
29 State Identification	6.35	1.27	.03	.01	.04	.04	.07**	-.09**	-.11**	-.03	-.05	-.11**	.02	.07**	.01	-.10**	-.09**	-.06	-.06	.04	.02	-.15**	-.08**	-.18**	-.12**	-.02	.13**	-.04	.33**	.74**							
30 Ideological Identification	4.00	1.74	-.01	-.11**	-.15**	-.10**	-.18**	.17**	.14**	.16**	.01	.16**	.16**	-.09**	.20**	.12**	.11**	.08**	.08**	-.08**	-.10**	.07**	.13**	.11**	.21**	.09**	-.04	.08**	.05	.10**	.13**						
31 Political Orientation	2.04	0.84	.07**	.20**	.19**	.13**	.26**	-.25**	-.19**	-.20**	.00	-.20**	-.11**	.18**	-.24**	-.18**	-.19**	-.20**	-.13**	.10**	.13**	-.15**	-.04	-.27**	-.17**	-.23**	.10**	-.10**	-.13**	-.09**	-.08**	-.34**					

Note: **. Correlation is significant at the 0.01 level (2-tailed); *. Correlation is significant at the 0.05 level (2-tailed); Political orientation: higher values indicating on more left wing

Wave 3 N=552

	Mean	SD	1	2	3	4	5	6	7	8	9	10	11	12	13	14	15	16	17	18	19	20	21	22	23	24	25	26	27	28	29	30	31	32	33	34						
1 Capabilities	3.89	1.65																																								
2 Warmth	3.59	1.73	.29**																																							
3 Morality	2.77	1.67	.43**	.42**																																						
4 Loyalty to the country	2.30	1.60	.37**	.37**	.60**																																					
5 Feeling Thermometer	24.40	23.63	.30**	.40**	.58**	.45**																																				
6 Hatred	3.70	2.12	-.25**	-.30**	-.34**	-.29**	-.38**																																			
7 Contempt	3.91	2.09	-.20**	-.34**	-.33**	-.21**	-.38**	.62**																																		
8 Anger	4.81	2.03	-.18**	-.29**	-.37**	-.41**	-.42**	.60**	.51**																																	
9 Fear	4.00	2.18	-.12**	.01	-.26**	-.27**	-.18**	.29**	.17**	.31**																																
10 Disgust	4.24	2.14	-.25**	-.31**	-.41**	-.22**	-.46**	.66**	.67**	.49**	.18**																															
11 Disappointment	4.76	2.16	-.07**	-.30**	-.29**	-.26**	-.29**	.37**	.43**	.53**	.22**	.39**																														
12 Treatment	47.41	27.47	.15**	.02	-.01	.16**	.07	.02	.03	.02	.05	.08	.09**																													
13 Justified	4.15	2.02	-.06	.01	.01	-.08	-.05	.01	.00	.09	.00	-.01	-.05	-.51**																												
14 Openness to Political Other	3.17	1.76	.35**	.18**	.44**	.32**	.47**	-.38**	-.27**	-.23**	-.35**	-.38**	-.13**	-.01	.01																											
15 Threat Perceptions	4.72	1.85	-.18**	-.21**	-.38**	-.41**	-.34**	.35**	.30**	.42**	.35**	.35**	.29**	.02	.06	-.28**																										
16 Dehumanization	3.99	1.81	-.23**	-.35**	-.45**	-.38**	-.41**	.51**	.40**	.48**	.28**	.46**	.27**	.09**	.07	-.42**	.55**																									
17 Policy Least Liked	3.69	1.51	-.26**	-.24**	-.45**	-.28**	-.41**	.47**	.42**	.36**	.32**	.47**	.16**	.14**	-.02	-.57**	.43**	.63**																								
18 Civil Rights least liked	4.35	1.78	.29**	.20**	.44**	.32**	.38**	-.38**	-.33**	-.33**	-.34**	-.39**	-.15**	-.10**	-.01	.55**	-.44**	-.61**	-.78**																							
19 Indirect Exclusion	3.58	1.83	-.31**	-.17**	-.43**	-.32**	-.36**	.38**	.31**	.31**	.36**	.37**	.11**	.06	.03	-.57**	.44**	.59**	.80**	-.98**																						
20 Exclusion	3.96	1.68	-.31**	-.22**	-.39**	-.33**	-.38**	.40**	.32**	.29**	.34**	.38**	.16**	.06	.00	-.65**	.51**	.56**	.72**	-.78**	.79**																					
21 Anti-democratic	3.68	1.22	-.06	-.21**	-.14**	-.02	-.12**	.28**	.23**	.09**	.07	.28**	.14**	.11**	-.08	-.20**	.08	.25**	.27**	-.22**	.20**	.25**																				
22 Democracy	5.35	1.19	.14**	.14**	.10**	.09**	.10**	-.25**	-.19**	-.10**	-.05	-.27**	-.04	-.04	.08	.30**	-.11**	-.24**	-.33**	.30**	-.28**	-.32**	-.27**																			
23 Civil Rights	5.24	1.30	.14**	.14**	.13**	.10**	.13**	-.26**	-.20**	-.13**	-.07	-.28**	-.05	-.04	.08	.32**	-.14**	-.27**	-.35**	.32**	-.31**	-.34**	-.29**	.98**																		
24 Political violence	1.80	1.15	-.09**	-.08**	.05	.10**	.08**	.24**	.22**	.06	.00	.21**	.04	.02	.03	-.07	.06	.17**	.16**	-.15**	.14**	.17**	.27**	-.26**	-.24**																	
25 Activism	2.38	1.17	-.02	.00	.02	.04	.07	.12**	.11**	.08	.09**	.07	.04	.07	.02	.04	.09**	.05**	.13**	-.08	.09**	.06**	.05**	-.07**	-.07**	.36**																
26 Halacha	3.34	1.99	.04	-.03	-.09	.08	-.06	.06	.13**	-.03	.11**	.19**	.02	.18**	-.12**	-.19**	.03**	.13**	.26**	-.25**	.24**	.27**	.31**	-.18**	-.19**	.17**	.13**															
27 Dogmatism	2.81	1.16	-.03	-.09**	-.01	.05	-.05	.25**	.23**	.11**	.09**	.20**	.03	.09**	-.05	-.13**	.05**	.22**	.27**	-.19**	.18**	.19**	.31**	-.26**	-.25**	.36**	.18**	.18**														
28 RWA	4.45	1.42	.03	-.10**	-.05	.05	-.05	.10**	.17**	.07	.01	.19**	.17**	.08	-.02	-.12**	.00**	.17**	.19**	-.15**	.13**	.20**	.35**	-.08**	-.10**	.10**	-.09**	.32**	.20**													
29 LWa	4.72	1.61	.01	.00	.09**	-.01	.00	-.01	.01	.10**	-.01	-.03	-.12**	-.15**	.16**	.13**	.00**	-.05	-.12**	.10**	-.10**	-.10**	.15**	.14**	-.06**	.02**	-.33**	-.18**	.05**													
30 SDO	3.20	1.23	.03	-.02	.01	.01	-.06	.11**	.13**	.01	.08	.08	-.02	.00	-.01	-.08	.02	.05	.11**	-.07	.07	.04	.23**	-.26**	-.24**	.17**	.11**	.10**	.29**	-.01	-.22**											
31 Jewish Identification	6.77	0.78	.02	-.05	-.14**	-.12**	-.10**	-.05	-.04	.05	.05	-.01	.05	.05	-.03	-.07	.10**	.00**	.01	-.05	.05	.07	.02	.08	.08	-.17**	-.07	.12**	-.15**	.12**	-.03	-.09**										
32 Israeli Identification	6.52	1.07	.00	-.03	-.07	-.12**	-.11**	-.04	-.02	.10**	.04	-.03	.07	-.05	.11**	-.03	.12**	.02	-.02	.01	.01	.00	-.07	.12**	.11**	-.08**	-.08	-.23**	-.13**	-.05	.20**	-.12**	.40**									
33 State Identification	6.34	1.27	-.01	-.05	-.06	-.12**	-.09**	-.08	-.07	.06	.02	-.06	.07	-.09**	.14**	-.04	.11**	.00**	-.04	.01	-.01	.01	-.05	.08	.07	-.06	-.08	-.23**	-.12**	-.08	.15**	-.10**	.30**	.80**								
34 Ideological Identification	4.26	1.84	-.05	-.12**	-.13**	-.07	-.17**	.08	.13**	.11**	.11**	.15**	.17**	-.06	-.12**	.12**	.15**	.19**	-.16**	.16**	.16**	.11**	-.06	-.08	-.03	.14**	.06	.16**	.11**	.02	.01	.10**	.17**	.19**								
35 Political Orientation	1.81	0.78	.07	.11**	.12**	.09**	.12**	-.15**	-.16**	-.10**	-.10**	-.15**	-.13**	.07	.19**	-.17**	-.23**	-.18**	-.18**	-.19**	-.23**	-.26**	.16**	.18**	-.10**	-.04**	-.12**	-.13**	-.22**	.06**	-.02**	-.10**	-.11**	-.11**	-.11**	-.11**	-.11**	-.11**	-.40**			

Note: **. Correlation is significant at the 0.01 level (2-tailed); *. Correlation is significant at the 0.05 level (2-tailed); Political orientation: higher values indicating on more left wing

Wave 5 N=902

	Mean	SD	1	2	3	4	5	6	7	8	9	10	11	12	13	14	15	16	17	18	19	20	21	22	23	24	25	26	27	28	29	30	31	32	33	34			
1 Capabilities	3.97	1.73																																					
2 Warmth	3.56	1.72	.31**																																				
3 Morality	2.85	1.72	.41**	.51**																																			
4 Loyalty to the country	2.35	1.66	.37**	.40**	.61**																																		
5 Feeling Thermometer	24.11	26.11	.32**	.43**	.58**	.57**																																	
6 Hatred	3.50	2.11	-.29**	-.32**	-.46**	-.37**	-.51**																																
7 Contempt	3.70	2.24	-.24**	-.34**	-.41**	-.29**	-.46**	.70**																															
8 Anger	4.62	2.16	-.21**	-.34**	-.46**	-.42**	-.51**	.65**	.57**																														
9 Fear	3.69	2.24	-.16**	-.07**	-.28**	-.32**	-.36**	.42**	.24**	.40**																													
10 Disgust	4.06	2.22	-.28**	-.32**	-.47**	-.33**	-.53**	.68**	.70**	.57**	.29**																												
11 Disappointment	4.57	2.32	-.10**	-.31**	-.34**	-.25**	-.35**	.40**	.45**	.59**	.21**	.44**																											
12 Treatment	48.27	28.86	.10**	-.06**	-.10**	.03**	.00**	.04**	.05**	-.08**	.09**	.10**																											
13 Justified	3.92	2.09	-.11**	-.08**	-.13**	-.17**	-.20**	.16**	.12**	.20**	.15**	.12**	.07**	-.47**																									
14 Openness to Political Other	3.09	1.83	.46**	.24**	.48**	.47**	.54**	-.43**	-.30**	-.28**	-.35**	-.42**	-.11**	.03**	-.14**																								
15 Threat Perceptions	4.56	1.87	-.18**	-.32**	-.43**	-.45**	-.49**	.43**	.37**	.49**	.36**	.41**	.37**	.09**	.13**	-.29**																							
16 Dehumanization	3.92	1.83	-.31**	-.39**	-.51**	-.41**	-.50**	.62**	.51**	.50**	.32**	.57**	.36**	.06**	.15**	-.48**	.51**																						
17 Policy Least Liked	3.52	1.60	-.39**	-.33**	-.48**	-.41**	-.53**	.55**	.46**	.40**	.35**	.55**	.25**	.02**	.11**	-.65**	.44**	.66**																					
18 Civil Rights least liked	4.39	1.81	-.38**	-.27**	.45**	.43**	.49**	-.49**	-.38**	-.36**	-.40**	-.47**	-.19**	-.02**	-.13**	.64**	-.46**	-.65**	-.79**																				
19 Indirect Exclusion	3.55	1.85	-.39**	-.24**	.43**	.43**	.48**	.47**	.36**	.33**	.42**	.43**	.14**	-.02**	.15**	-.65**	.45**	.62**	.80**	-.98**																			
20 Exclusion	3.80	1.78	-.36**	-.23**	.41**	.45**	.46**	.41**	.28**	.27**	.37**	.39**	.10**	-.05**	.14**	-.69**	.44**	.53**	.73**	-.81**	.83**																		
21 Anti-democratic	3.42	1.15	-.03**	-.09**	-.06**	.01**	-.11**	.19**	.19**	.04**	.02**	.20**	.02**	.03**	.00**	-.18**	.05**	.22**	.26**	-.22**	.21**	.23**																	
22 Democracy	5.45	1.18	.16**	.19**	.15**	.12**	.16**	-.24**	-.18**	-.11**	-.11**	-.22**	-.08**	-.03**	-.01**	.26**	-.08**	-.25**	-.31**	.30**	-.28**	-.35**	-.25**																
23 Civil Rights	5.35	1.31	.16**	.19**	.15**	.13**	.18**	-.25**	-.19**	-.12**	-.12**	-.23**	-.09**	-.04**	-.01**	.26**	-.10**	-.27**	-.32**	.32**	-.30**	-.36**	-.26**	.98**															
24 Political violence	1.72	1.11	-.06**	-.03**	.03**	.08**	.05**	.15**	.19**	.04**	.01**	.11**	.07**	-.02**	.07**	-.05**	.02**	.12**	.15**	-.08**	.08**	.07**	.20**	-.20**	-.18**														
25 Activism	2.16	1.14	.01**	.07**	.06**	.01**	.10**	.04**	.05**	.04**	-.05**	.00**	.02**	.01**	.07**	.07**	.01**	-.05**	.00**	.04**	-.03**	-.05**	.00**	.06**	.07**	.36**													
26 Halacha	3.43	1.92	.04**	.02**	-.07**	.13**	.03**	.08**	.06**	-.05**	-.05**	.16**	-.07**	.10**	-.06**	-.08**	-.01**	.12**	.18**	-.16**	.13**	.13**	.36**	-.10**	-.10**	.02**	-.01**												
27 Dogmatism	2.76	1.15	-.07**	-.10**	-.10**	.01**	-.07**	.23**	.24**	.11**	.03**	.24**	.08**	.04**	.04**	-.14**	.08**	.28**	.27**	-.18**	.17**	.17**	.33**	-.27**	-.27**	.31**	.10**	.23**											
28 RWA	4.27	1.47	.04**	-.07**	-.06**	.08**	.03**	.11**	.10**	-.03**	-.08**	.15**	.01**	.10**	-.06**	-.16**	.03**	.23**	.21**	-.17**	.14**	.17**	.41**	-.08**	-.09**	.07**	-.15**	.39**	.21**										
29 LWA	4.68	1.64	-.04**	.00**	.04**	-.03**	-.01**	.04**	.06**	.06**	.01**	-.03**	.12**	-.08**	.05**	.08**	.02**	-.04**	-.09**	.12**	-.11**	-.09**	.13**	.14**	.12**	.05**	.04**	-.32**	-.13**	.03**									
30 SDO	2.99	1.23	-.09**	-.04**	-.06**	-.01**	-.04**	.08**	.09**	.04**	.01**	.11**	-.02**	-.02**	.06**	.07**	.01**	.09**	.17**	-.10**	.11**	.12**	.22**	-.29**	-.29**	.19**	.06**	.13**	.23**	.01**	-.17**								
31 Jewish Identification	6.83	0.67	.06**	.01**	-.01**	-.04**	-.06**	-.02**	.01**	.01**	.03**	-.01**	.01**	.06**	-.05**	.00**	.06**	.00**	.01**	.03**	.03**	.04**	.02**	.10**	.08**	-.23**	-.13**	.09**	-.13**	.12**	.02**	-.09**							
32 Israeli Identification	6.54	1.02	-.05**	-.07**	-.04**	-.13**	-.12**	.06**	.01**	.08**	.08**	.04**	.06**	.01**	.03**	-.02**	.11**	.05**	-.01**	-.02**	.04**	.04**	-.10**	.03**	.02**	-.10**	-.06**	-.25**	-.11**	-.07**	.20**	-.08**	.31**						
33 State Identification	6.34	1.22	-.04**	-.07**	-.05**	-.12**	-.11**	.06**	.00**	.07**	.08**	.02**	.08**	.01**	.06**	-.07**	.11**	.07**	.05**	-.06**	.08**	.09**	-.07**	-.02**	-.03**	-.10**	-.09**	-.22**	-.07**	.01**	.16**	-.02**	.32**	.72**					
34 Ideological Identification	4.10	1.77	.00**	-.06**	-.14**	-.07**	-.06**	.12**	.10**	.13**	.06**	.13**	.11**	.05**	.05**	-.07**	.16**	.16**	.15**	-.10**	.10**	.08**	.13**	-.10**	-.11**	.05**	.07**	.10**	.19**	.14**	.01**	.14**	.11**	.12**	.17**				
35 Political Orientation	1.99	0.83	.05**	.15**	.16**	.06**	.14**	-.19**	-.11**	-.10**	-.04**	-.22**	-.04**	-.10**	.01**	.21**	-.17**	-.24**	-.26**	.22**	-.21**	-.22**	-.24**	.17**	.19**	-.03**	.07**	-.25**	-.18**	-.30**	.12**	-.15**	-.09**	-.10**	-.14**	-.33**			

Note: **. Correlation is significant at the 0.01 level (2-tailed); *. Correlation is significant at the 0.05 level (2-tailed); Political orientation: higher values indicating on more left wing

9.5. POLITICAL CENTER (JEWS)

Wave 1 N=465

	Mean	SD	1	2	3	4	5	6	7	8	9	10	11	12	13	14	15	16	17	18	19	20	21	22	23	24	25	26	27	28	29							
1 Capabilities	4.10	1.57																																				
2 Warmth	4.01	1.45	.41**																																			
3 Morality	3.25	1.51	.42**	.50**																																		
4 Loyalty to the country	2.51	1.63	.35**	.33**	.43**																																	
5 Feeling Thermometer	33.39	21.69	.29**	.32**	.47**	.41**																																
6 Hatred	2.66	1.73	-.17**	-.22**	-.32**	-.15**	-.43**																															
7 Contempt	2.96	1.81	-.18**	-.19**	-.28**	-.11**	-.42**	.64**																														
8 Anger	4.02	1.97	-.12**	-.23**	-.34**	-.18**	-.43**	.55**	.52**																													
9 Fear	3.49	1.99	-.15**	-.07**	-.32**	-.25**	-.32**	.43**	.31**	.33**																												
10 Disgust	3.22	1.95	-.19**	-.26**	-.40**	-.18**	-.48**	.70**	.66**	.56**	.39**																											
11 Disappointment	4.25	2.07	-.07**	-.16**	-.31**	-.10**	-.32**	.38**	.44**	.63**	.22**	.46**																										
12 Openness to Political Other	3.76	1.79	.41**	.33**	.43**	.38**	.41**	-.33**	-.21**	-.14**	-.35**	-.33**	-.02**																									
13 Threat Perceptions	3.85	1.63	-.17**	-.21**	-.38**	-.25**	-.41**	.39**	.34**	.38**	.38**	.38**	.30**	-.36**																								
14 Civil Rights least liked	2.87	1.48	-.26**	-.25**	-.33**	-.28**	-.31**	.33**	.29**	.22**	.39**	.32**	.16**	-.59**	.45**																							
15 Indirect Exclusion	2.82	1.52	-.27**	-.23**	-.33**	-.29**	-.29**	.31**	.23**	.16**	.42**	.29**	.10**	-.63**	.45**	.97**																						
16 Exclusion	3.27	1.61	-.24**	-.20**	-.34**	-.33**	-.28**	.27**	.17**	.11**	.43**	.25**	.05**	-.69**	.46**	.74**	.79**																					
17 Unti-democratic	2.67	1.18	-.11**	-.10**	-.07**	.00	-.07**	.18**	.24**	.07**	.21**	.16**	.03**	-.28**	.19**	.34**	.36**	.40**																				
18 Democracy	5.78	0.98	.13**	.13**	.15**	.02**	.02**	-.22**	-.14**	-.03**	-.20**	-.18**	-.03**	.27**	-.15**	-.37**	-.37**	-.36**	-.36**																			
19 Civil Rights	5.78	1.08	.17**	.14**	.17**	.05**	.06**	-.23**	-.16**	-.05**	-.22**	-.19**	-.03**	.30**	-.17**	-.40**	-.40**	-.39**	-.35**	.98**																		
20 Political violence	1.58	1.08	-.08**	.00	.04**	.14**	.12**	.18**	.15**	.00	.05**	.10**	.00	-.07**	.10**	.25**	.24**	.22**	.36**	-.24**	-.23**																	
21 Activism	2.35	1.06	.06**	.10**	.16**	.15**	.13**	.03**	.11**	.06**	-.03**	-.02**	.05**	.10**	.00	.03**	.01**	-.01**	.09**	.03**	.04**	.42**																
22 Halacha	2.22	1.63	-.07**	.02**	-.10**	.02**	-.03**	.14**	.19**	.00**	.16**	.14**	-.05**	-.20**	.25**	.30**	.31**	.31**	.39**	-.15**	-.15**	.34**	.13**															
23 Dogmatism	2.40	1.01	-.18**	-.09**	-.10**	-.03**	-.09**	.33**	.32**	.15**	.20**	.25**	.08**	-.20**	.18**	.31**	.30**	.29**	.37**	-.30**	-.31**	.42**	.11**	.33**														
24 RWA	3.67	1.40	-.10**	-.06**	-.17**	.03**	-.10**	.08**	.10**	.11**	.14**	.10**	-.33**	.23**	.38**	.38**	.41**	.41**	-.19**	-.20**	.13**	-.04**	.36**	.21**														
25 LWA	5.40	1.43	.04**	-.01**	.02**	.07**	.07**	-.11**	-.17**	.01**	-.13**	-.12**	.06**	.16**	-.11**	-.18**	-.18**	-.17**	-.26**	.22**	.22**	-.21**	.00**	-.32**	-.23**	-.01**												
26 SDO	2.69	1.13	-.25**	-.01**	-.09**	-.06**	-.06**	.14**	.11**	.01**	.06**	.11**	-.03**	-.13**	.09**	.17**	.19**	.15**	.22**	-.28**	-.29**	.23**	.03**	.17**	.36**	.04**	-.25**											
27 Jewish Identification	6.51	1.05	.08**	.05**	.00**	-.03**	.03**	-.14**	-.11**	.01**	.05**	-.04**	-.01**	.00**	.03**	-.05**	-.03**	-.01**	-.11**	.08**	.08**	-.26**	-.07**	.01**	-.20**	.09**	.05**	-.14**										
28 Israeli Identification	6.47	1.09	.06**	-.02**	.06**	-.08**	.01**	-.10**	-.15**	.08**	-.04**	-.08**	.09**	.04**	-.03**	-.11**	-.11**	-.10**	-.21**	.12**	.11**	-.31**	-.09**	-.30**	-.20**	-.05**	.17**	-.09**	.45**									
29 State Identification	6.21	1.27	.04**	.00**	.09**	-.10**	.06**	-.17**	-.16**	-.01**	-.07**	-.16**	.02**	-.01**	-.05**	-.04**	-.03**	-.01**	-.12**	.07**	.05**	-.26**	-.06**	-.23**	-.14**	-.03**	.15**	-.04**	.35**	.72**								
30 Ideological Identification	3.31	1.41	.00**	.00**	-.04**	.08**	.09**	.04**	.01**	-.15**	.06**	.02**	.12**	.01**	.07**	.07**	.08**	.12**	.08**	-.09**	-.08**	.04**	.16**	.04**	.12**	.14**	.11**	.00**	.03**	.08**	.04**							

Note: **. Correlation is significant at the 0.01 level (2-tailed); *. Correlation is significant at the 0.05 level (2-tailed); Political orientation: higher values indicating on more left wing

Wave 3 N=267

	Mean	SD	1	2	3	4	5	6	7	8	9	10	11	12	13	14	15	16	17	18	19	20	21	22	23	24	25	26	27	28	29	30	31	32	33						
1 Capabilities	4.07	1.44																																							
2 Warmth	4.03	1.43	.34**																																						
3 Morality	3.27	1.49	.41**	.54**																																					
4 Loyalty to the country	2.75	1.66	.37**	.35**	.50**																																				
5 Feeling Thermometer	31.94	20.56	.29**	.32**	.42**	.40**																																			
6 Hatred	2.76	1.78	-.20**	-.36**	-.37**	-.23**	-.36**																																		
7 Contempt	3.04	1.87	-.26**	-.30**	-.32**	-.21**	-.44**	.63**																																	
8 Anger	3.97	1.93	-.08	-.22**	-.29**	-.25**	-.36**	.54**	.47**																																
9 Fear	3.49	2.04	-.20**	-.04	-.26**	-.26**	-.17**	.35**	.21**	.35**																															
10 Disgust	3.21	1.92	-.22**	-.32**	-.34**	-.21**	-.46**	.64**	.71**	.43**	.20**																														
11 Disappointment	4.10	2.02	.00	-.19**	-.18**	-.09	-.29**	.39**	.39**	.56**	.15**	.38**																													
12 Treatment	41.04	24.26	.22**	-.08	.00	.29**	.13	.06	.04	.08	-.16**	.05	.06																												
13 Justified	4.15	1.66	.00	-.03	-.08	-.13**	-.11	.07	.09	.14**	.11	.11	.22**	-.17**																											
14 Openness to Political Other	3.86	1.78	.37**	.30**	.44**	.40**	.42**	-.30**	-.26**	-.17**	-.28**	-.27**	.00	.13	-.01																										
15 Threat Perceptions	3.90	1.64	-.13**	-.25**	-.45**	-.33**	-.39**	.40**	.35**	.39**	.40**	.28**	.32**	.07	.19**	-.36**																									
16 Dehumanization	3.07	1.53	-.25**	-.45**	-.49**	-.35**	-.38**	.51**	.45**	.34**	.21**	.46**	.27**	.12	.15**	-.42**	.50**																								
17 Policy Least Liked	2.83	1.32	-.31**	-.33**	-.43**	-.31**	-.38**	.44**	.41**	.22**	.34**	.46**	.11	.03	-.01	-.61**	.48**	.57**																							
18 Civil Rights least liked	5.2	1.43	.30**	.32**	.43**	.39**	.36**	-.40**	-.38**	-.22**	-.32**	-.38**	-.15**	-.08	-.01	.56**	-.49**	-.61**	-.75**																						
19 Indirect Exclusion	2.74	1.48	-.32**	-.29**	-.42**	-.39**	-.34**	.38**	.33**	.20**	.33**	.34**	.09	.04	-.01	-.59**	.47**	.58**	.77**	.97**																					
20 Exclusion	3.13	1.59	-.31**	-.27**	-.40**	-.36**	-.28**	.37**	.30**	.13**	.25**	.28**	.02	.02	-.03	-.70**	.43**	.49**	.72**	.76**	.79**																				
21 Anti-democratic	2.81	1.17	-.11	-.12	-.12	-.02	-.07	.18**	.13**	.04	.14**	.24**	.02	.04	.03	-.16**	.10	.24**	.27**	.28**	.29**																				
22 Democracy	5.66	1.02	.16**	.17**	.08	-.01	.06	-.27**	-.21**	-.15**	-.10	-.21**	-.01	-.06	-.01	.19**	-.07	-.24**	-.32**	.28**	.28**	-.44**																			
23 Civil Rights	5.65	1.12	.16**	.17**	.10	.01	.07	-.27**	-.21**	-.14**	-.11	-.20**	-.01	-.08	-.03	.21**	-.08	-.26**	-.33**	.30**	.31**	-.31**	-.44**	.98**																	
24 Political violence	1.61	0.99	.03	-.04	-.04	.10	.17**	.24**	.18**	.07	.07	.17**	.02	.13	-.02	-.08	.06	.23**	.29**	-.23**	.26**	.20**	.31**	-.28**	-.26**																
25 Activism	2.12	0.98	-.02	.00	.07	.13**	.07	.06	.01	.14**	.03	.03	.07	.04	-.01	.08	-.08	-.02	.05	.01	.01	-.09	.07	-.05	-.06	.31**															
26 Halacha	2.44	1.70	.03	.03	-.12**	.07	.06	.02	.09	-.09	.02	.17**	.01	.10	.04	-.10	.04	.07	.18**	-.20**	.20**	.15**	.37**	-.10	-.09	.30**	.05														
27 Dogmatism	2.44	1.03	-.02	-.12**	-.12	.09	-.01	.18**	.20**	.08	.03	.15**	.08	.24**	-.02	-.12**	.17**	.33**	.31**	-.25**	.24**	.16**	.35**	-.30**	-.29**	.51**	.20**	.30**													
28 RWA	3.71	1.45	-.09	-.14**	-.16**	-.05	.02	.06	.07	.00	.13**	.14**	.07	.14**	-.01	-.25**	.21**	.28**	.28**	-.30**	.29**	.32**	.37**	-.07	-.09	.14**	-.09	.32**	.24**												
29 LWA	5.29	1.53	.05	.05	.16**	.02	.12	-.18**	-.11	.02	-.11	-.11	.02	.03	-.10	.17**	-.07	-.12	-.25**	.26**	-.27**	-.18**	-.14**	.31**	.31**	-.14**	.01	-.28**	-.17**	-.03											
30 SDO	2.80	1.17	-.18**	-.10	-.15**	-.05	.02	.16**	.19**	-.03	.08	.08	-.08	-.03	.01	-.20**	.10	.12**	.29**	-.25**	.26**	.26**	.16**	-.30**	-.30**	.28**	-.04	.18**	.24**	.04	-.25**										
31 Jewish Identification	6.47	1.14	.04	.15**	.01	-.05	.01	-.02	-.11	.01	.15**	-.03	-.09	-.16**	.06	-.08	-.01	-.08	-.03	.02	.01	-.02	-.07	.16**	.15**	-.20**	-.18**	-.04	-.24**	.03	.03	-.09									
32 Israeli Identification	6.46	1.16	.14**	.08	.04	.06	.11	-.09	-.17**	.00	.02	-.14**	.01	-.03	-.01	.05	-.04	-.07	-.20**	.08	-.06	-.07	-.18**	.25**	.23**	-.23**	-.07	-.22**	-.25**	.00	.26**	-.23**	.49**								
33 State Identification	6.23	1.36	.08	.09	.05	.09	.16**	-.14**	-.22**	-.09	.00	-.17**	-.02	-.04	.04	.05	-.08	-.11	-.19**	.07	-.05	-.06	-.12	.19**	.17**	-.20**	-.05	-.19**	-.28**	.03	.20**	-.18**	.45**	.84**							
34 Ideological Identification	3.28	1.57	.07	.01	-.09	.07	-.01	.02	.04	.06	-.09	.07	.14**	.15**	.06	.01	-.01	.00	.00	.01	-.03	-.04	-.02	.09	.08	.04	.22**	.01	.14**	.08	.13**	-.03	-.04	.05	.06						

Note: **. Correlation is significant at the 0.01 level (2-tailed); *. Correlation is significant at the 0.05 level (2-tailed); Political orientation: higher values indicating on more left wing

Ajzen, I. (2001). Nature and operation of attitudes. *Annual review of psychology*, 52(1), 27-58.

Ben-shitrit, L., Elad-Strenger, J., & Hirsch-Hoefler, S. (2022). 'Pinkwashing' the radical-right: Gender and the mainstreaming of radical-right policies and actions. *European Journal of political research*, 61(1), 86-110.

Benjamin, A. J. (2006). The relationship between right-wing authoritarianism and attitudes toward violence: Further validation of the attitudes toward violence scale. *Social Behavior and Personality: an international journal*, 34(8), 923-926.

Caiani, M. (2013). Extremism. *The Wiley-Blackwell Encyclopedia of Social and Political Movements*.

Card, N. A., Stucky, B. D., Sawalani, G. M., & Little, T. D. (2008). Direct and indirect aggression during childhood and adolescence: A meta-analytic review of gender differences, intercorrelations, and relations to maladjustment. *Child development*, 79(5), 1185-1229.

Carter, E. (2005) *The Extreme Right in Western Europe*. Manchester University Press, Manchester and New York.

Downs, W., Manning, C., and Engstrom, R. (2009) Revisiting the moderating effects of incumbency: A comparative study of government participation and political extremism. *Journal of Contemporary European Studies* 17(2), 151– 169.

Eatwell, R., & Goodwin, M. J. (Eds.). (2010). *The new extremism in 21st century Britain* (Vol. 5). London: Routledge.

Feierabend, I. K., Feierabend, R. L., & Gurr, T. R. (Eds.). (1972). *Anger, violence, and politics: theories and research* (p. 145). Englewood Cliffs, NJ: Prentice-Hall.

Hirsch-Hoefler, S., Canetti, D., & Eiran, E. (2016). Radicalizing religion? Religious identity and settlers' behavior. *Studies in Conflict & Terrorism*, 39(6), 500-518.

Hirsch-Hoefler, S., Canetti, D., & Pedahzur, A. (2010). Two of a kind? Voting motivations for populist radical right and religious fundamentalist parties. *Electoral Studies*, 29(4), 678-690.

i24NEWS (2023). Israel to approve thousands of building permits in West Bank, sparking US 'concern'. *i24NEWS*. <https://www.i24news.tv/en/news/israel/politics/1687094533-israel-to-approve-thousands-of-building-permits-in-west-bank>

Jerusalem Post, (2023a). Protesters block Tel Aviv's Ayalon highway as Israeli judicial reform protests continue. *Jerusalem Post*. <https://www.jpost.com/israel-news/article-747554>

Jerusalem Post, (2023b). Tensions on northern border: Will there be another war?. *Jerusalem Post*. <https://www.jpost.com/israel-news/article-744932>

Jost, J. T. (2006). The end of the end of ideology. *American psychologist*, 61(7), 651.

Mandel, D.R. (2002) Evil and the instigation of collective violence. *Analyses of Social Issues and Public Policy* 2, 101– 108.

McDermott, R. (2015). Sex and death: Gender differences in aggression and motivations for violence. *International Organization*, 69(3), 753-775.

Mudde, C. (1995). Right-wing extremism analyzed: A comparative analysis of the ideologies of three alleged right-wing extremist parties (NPD, NDP, CP'86). *European Journal of Political Research*, 27(2), 203-224.

Mudde, C. (2005). *Racist extremism in central & Eastern Europe*. Routledge.

Pedahzur, A., Hasisi, B., & Brichta, A. (2000). A proposed model for explaining political violence in Israel. *World Affs.*, 163, 18.

Peled, Y. (1992). Ethnic democracy and the legal construction of citizenship: Arab citizens of the Jewish state. *American political science review*, 86(2), 432-443.

Peres, Y., & Yuchtman-Yaar, E. (1998). *Between Consent and Dissent: Democracy and Peace in the Israeli Mind* (Jerusalem: The Israel Democracy Institute).

Pratto, F., Stallworth, L. M., & Sidanius, J. (1997). The gender gap: Differences in political attitudes and social dominance orientation. *British journal of social psychology*, 36(1), 49-68.

Shuman, E., Cohen-Chen, S., Hirsch-Hoefler, S., & Halperin, E. (2016). Explaining normative versus nonnormative action: The role of implicit theories. *Political Psychology*, 37(6), 835-852.

Sullivan, J. L., Piereson, J., & Marcus, G. E. (1993). *Political tolerance and American democracy*. University of Chicago Press.

Tausch, N., Becker, J. C., Spears, R., Christ, O., Saab, R., Singh, P., & Siddiqui, R. N. (2011). Explaining radical group behavior: Developing emotion and efficacy routes to normative and nonnormative collective action. *Journal of personality and social psychology*, 101(1), 129.

Time of Israel (2021). Israeli man killed, two injured in northern West Bank terror shooting. *Time of Israel*. <https://www.timesofisrael.com/one-killed-two-injured-in-northern-west-bank-shooting/>

Time of Israel (2022a). A hell of a variant': Ultra fast-spreading strain could shake Israel's COVID calm. *Time of Israel*. <https://www.timesofisrael.com/a-hell-of-a-variant-ultra-fast-spreading-strain-could-shake-israels-covid-calm/>

Time of Israel (2022b). Cops, rioters clash for 2nd straight night in protests against Negev tree planting. *Time of Israel*. <https://www.timesofisrael.com/cops-rioters-clash-for-2nd-straight-night-in-protests-against-negev-tree-planting/>

Time of Israel (2022c). Knesset disbands, sets elections for November 1; Lapid to become PM at midnight. *Time of Israel*. <https://www.timesofisrael.com/knesset-disbands-sets-elections-for-november-1-lapid-to-become-pm-at-midnight/>

Time of Israel (2022d). Levin unveils bills to remove nearly all High Court's tools for government oversight. *Time of Israel*. <https://www.timesofisrael.com/levin-unveils-bills-to-weaken-top-court-enable-laws-to-be-immune-to-judicial-review/>

Van Zomeren, M., Spears, R., Fischer, A. H., & Leach, C. W. (2004). Put your money where your mouth is! Explaining collective action tendencies through group-based anger and group efficacy. *Journal of personality and social psychology*, 87(5), 649.

Wilcox, C., Hewitt, L., & Allsop, D. (1996). The gender gap in attitudes toward the Gulf War: A cross-national perspective. *Journal of Peace Research*, 33(1), 67-82.

Wright, S. C., Taylor, D. M., & Moghaddam, F. M. (1990). Responding to membership in a disadvantaged group: From acceptance to collective protest. *Journal of personality and social psychology*, 58(6), 994.